

IWF Technical Committee PowerPoint

Jury's reversal



Jury Control Unit ("Jury Box")



Jury Control Unit enables the **Jury President** to monitor **at a glance** each Jury Member's decision.

Jury President can check other Jury Members' opinion (Good lift / No lift) at a glance




Each Jury member shows his / her opinion by pressing a **Red** or **White** button

Purpose of Jury Control Unit is...



- This must **not** be construed that the **Jury** is **another** instrument of **judgement**.
- Rather it's for the purpose of **ascertaining quickly** if the **MAJORITY** of **Jury's** decision is the **same** as the majority of the **Referee's** decision.



Red / White is

5-0 or 0-5 ? 4-1 or 1-4 ? 3-2 or 2-3 ?

When to press the button



Jury Members must wait **until the barbell is lowered on the Platform** before pressing the button.

The reasons are;

- **Not to influence the other Jury Members**
- **Jury Supervising Panel will not allow changes from white to red.**

If Majority of Jury's opinion differs from...




- If Majority of Jury's opinion is that the lift should have passed or failed **differs** from the Majority of Referee's decision...

applies for both cases

- 1) Referees - **Good lift**, but Jury Members - **No lift**
(5 or 4 or 3 Red)
- 2) Referees - **No lift**, but Jury Members - **Good lift**
(5 or 4 or 3 White)

President of the Jury must order that the Competition be stopped...



President of the **Jury** must **order**
to **stop** the **Competition**.

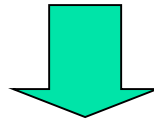
By using telephone, **“Stop the Competition, please.”**

If the Jury is in majority, “Action is needed” ...




President of the **Jury** may **call** the **Referees** concerned for an **Explanation**. If doing so...

“Tell us please why you pressed White/Red ?”



- Referees make their explanation.
- A warning can be issued (TCRR 7.5.5)



If the explanation is accepted no action needs to be taken.
The Competition restarts.

If the explanation is not accepted

- The Jury will **debate** if the decision of the Referees is to be reversed.
- If a **unanimous decision** is not reached no action is taken!

The Competition restarts.

If an **unanimous** decision (**to be reversed**) is reached...



If the Jury decides the decision is to be reversed.



President of the Jury must **order**;

- **Speaker**

Make **Announcement** (“The lift has been Reversed” and give a **brief explanation**.)

- **Computer Operator / Technology Director**
Change the **result**

- **Technical Controller**

Advise the Athlete/Coach concerned

Then, order the **restart** of the **Competition**

“Start the Competition, please.”

Summary for reversing Referee's decision



Press button (Jury Control Unit)

Majority, different from Referee

Majority, same as Referee

No action

Jury President orders to stop Competition
If Majority of Jury agree; Jury may call Referees for explanation

Explanation, not accepted

Explanation, accepted

Order restart

Jury debates if the decision is to be reversed or not

Unanimous to Reverse

Not unanimous to Reverse

Order restart

Order (1) Speaker (2) PC Operator (3) Technical Controller

In events with 3 member Jury...



- The Jury cannot take any actions **unless unanimity is reached in the first instance!**

Even if the decision of the Referees appears to be totally incorrect...

Decision-making summary for a 3 member Jury

