

**IWF**

**INTERNATIONAL  
WEIGHTLIFTING  
FEDERATION**

---

**20**

**19**

**TECHNICAL AND  
COMPETITION  
RULES &  
REGULATIONS**

**Approved by the IWF Executive Board - Beijing - 2016**  
**Ratified by the IWF Congress - Penang - 2016**  
**Modified by the IWF Executive Board - Ashgabat - 2018**  
**in effect with 01.01.2019**

*Published by*  
*The INTERNATIONAL WEIGHTLIFTING FEDERATION*  
*1146 Budapest, Istvánmezei út 1-3.*  
*Hungary*

Chief Editor  
**Dr. Tamás AJÁN, IWF President**

Editors – Contributors  
**Attila ÁDÁMFI**  
**Reiko CHINEN**  
**Sam COFFA**  
**Moira LASSEN**  
**Mátyás LENCSÉR**  
**Anikó NÉMETH-MÓRA**  
**Nicu VLAD**

Layout and Design  
**Crazy Panda Studio**

Copyright: **IWF**  
**All rights reserved**

2019

# CONTENTS

## TECHNICAL AND COMPETITION RULES


<b>1   PARTICIPANTS</b>	<b>5</b>
1.1 AGE GROUPS	5
1.2 BODYWEIGHT CATEGORIES	5
<b>2   THE TWO LIFTS</b>	<b>7</b>
2.1 GENERAL	7
2.2 THE SNATCH	7
2.3 THE CLEAN & JERK	8
2.4 GENERAL RULES FOR ALL LIFTS	8
2.5 INCORRECT MOVEMENTS	9
2.6 INCOMPLETE MOVEMENTS AND POSITIONS	10
<b>3   VENUE, EQUIPMENT AND DOCUMENTS</b>	<b>10</b>
3.1 FIELD OF PLAY (FOP)	10
3.2 VENUE – ADDITIONAL SPACES	12
3.3 SPORT EQUIPMENT	12
3.4 OFFICIAL DOCUMENTS	17
<b>4   ATHLETES' OUTFIT</b>	<b>20</b>
4.1 GENERAL	20
4.2 COSTUME	20
4.3 FOOTWEAR	20
4.4 BELT	20
4.5 BANDAGES, STICKING PLASTERS AND TAPES	21
4.6 GLOVES AND PALM GUARDS	21
4.7 OTHER OUTFIT	22
4.8 PERSONAL ELECTRONIC DEVICES	22
4.9 MANUFACTURER'S IDENTIFICATIONS	22
<b>5   COMPETITIONS</b>	<b>23</b>
5.1 IWF EVENTS	23
5.2 CONDITIONS FOR IWF WORLD CHAMPIONSHIPS	23
5.3 CONDITIONS FOR OLYMPIC GAMES AND YOUTH OLYMPIC GAMES (YOG)	24
5.4 CONDITIONS FOR MULTISPORT GAMES OTHER THAN OLYMPIC GAMES, YOUTH OLYMPIC GAMES AND UNIVERSIADE	25
5.5 CONDITIONS FOR UNIVERSIADE	25

<b>6   PROCEEDINGS OF AN IWF EVENT</b>	<b>25</b>
6.1 PRE-COMPETITION PROCEDURES – ENTRIES	25
6.2 VERIFICATION OF FINAL ENTRIES	26
6.3 DRAWING OF LOTS AND TECHNICAL CONGRESS / CONFERENCE	27
6.4 WEIGH-IN	27
6.5 INTRODUCTION	27
6.6 COURSE OF THE COMPETITION	27
6.7 BREAK	29
6.8 CLASSIFICATION OF ATHLETES AND TEAMS	30
6.9 VICTORY CEREMONY	31
<b>7   TECHNICAL OFFICIALS</b>	<b>32</b>
7.1 DEFINITION	32
7.2 GENERAL PROVISIONS	32
7.3 PROMOTION OF TECHNICAL OFFICIALS	33
7.4 TECHNICAL OFFICIALS AT WORLD CHAMPIONSHIPS AND OLYMPIC GAMES	34
7.5 JURY	35
7.6 COMPETITION DIRECTOR	37
7.7 REFEREES	37
7.8 TECHNICAL CONTROLLER	39
7.9 CHIEF MARSHAL	39
7.10 TIMEKEEPER	40
7.11 COMPETITION SECRETARY	40
7.12 SPEAKER	41
7.13 COMPETITION DOCTOR	41
7.14 ADDITIONAL SUPPORTING STAFF	42
<b>8   RECORDS</b>	<b>42</b>
<b>9   CEREMONIES</b>	<b>43</b>
9.1 OPENING CEREMONY	43
9.2 CLOSING CEREMONY	43
<b>10   PROVISIONS</b>	<b>43</b>
10.1 LANGUAGE DISCREPANCY	43
10.2 INTERPRETATION	43
10.3 PROSTHETIC LIMBS	43

# REGULATIONS

REGULATION TO 1.2 – BODYWEIGHT CATEGORIES	45
REGULATION TO 3.1.1 – COMPETITION PLATFORM AND STAGE	46
REGULATION TO 3.3.2 – PLATFORM	46
REGULATION TO 3.3.3 – BARBELL	47
REGULATION TO 3.3.3.11 – LOADING CHART	52
REGULATION TO 3.3.4 – SCALES	59
REGULATION TO 3.3.5 – ATHLETE BIBS / ATHLETE PASSES / WARM-UP PASSES / CHALLENGE CARDS	59
REGULATION TO 3.3.6.1 – REFEREE LIGHT SYSTEM	60
REGULATION TO 3.3.6.12 – JURY CONTROL UNIT	61
REGULATION TO 3.3.6.14 – TIMING CLOCK	61
REGULATION TO 3.3.7 - VIDEO PLAYBACK TECHNOLOGY (VPT)	62
REGULATION TO 5.1 – IWF EVENTS	63
REGULATION TO 5.2 – WORLD CHAMPIONSHIPS	64
REGULATION TO 6.4 – WEIGH-IN	68
REGULATION TO 6.5 – INTRODUCTION	71
REGULATION TO 6.6.5 – 20 KG RULE	71
REGULATION TO 6.6.6 – CALLING ORDER &	
REGULATION TO 6.8 – CLASSIFICATION OF ATHLETES AND TEAMS	73
REGULATION TO 6.9 – VICTORY CEREMONY	75
REGULATION TO 7.3 – PROMOTION OF TECHNICAL OFFICIALS	76
REGULATION TO 7.5 – JURY	78
REGULATION TO 7.9 – CHIEF MARSHAL	79
REGULATION TO 7.14 – ADDITIONAL SUPPORTING STAFF	80
REGULATION TO 9 – CEREMONIES	81
GUIDELINES	82
GLOSSARY	83
TCRR MODIFICATIONS AS OF 01 NOVEMBER 2018 AND 01 JANUARY 2019	85

# TECHNICAL AND COMPETITION RULES



# IWF

# 1 PARTICIPANTS

## 1.1 AGE GROUPS

1.1.1 In the sport of weightlifting, competitions are organised for men and women. The athletes compete in specified bodyweight categories and age groups.

1.1.2 The IWF recognises four (4) age groups:

- i) YOUTH: 13 - 17 years of age
- ii) JUNIOR: 15 - 20 years of age
- iii) SENIOR: 15+ years of age
- iv) MASTERS: 35+ years of age

All age groups are calculated in the athlete's year of birth.

1.1.3 For Olympic Games and Youth Olympic Games the relevant International Olympic Committee (IOC) Rules apply.

1.1.4 For International University Sports Federation (FISU) governed Events the relevant FISU Rules apply.

## 1.2 BODYWEIGHT CATEGORIES (Regulation)

1.2.1 There are ten (10) bodyweight categories for Junior men and Senior men. All competitions under IWF Technical and Competition Rules & Regulations (TCRR) must be held in the following categories and sequence:

- 1 55 kg
- 2 61 kg
- 3 67 kg
- 4 73 kg
- 5 81 kg
- 6 89 kg
- 7 96 kg
- 8 102 kg
- 9 109 kg
- 10 +109 kg

1.2.2 There are ten (10) bodyweight categories for Junior women and Senior women. All competitions under IWF TCRR must be held in the following categories and sequence:

- 1 45 kg
- 2 49 kg
- 3 55 kg
- 4 59 kg
- 5 64 kg
- 6 71 kg
- 7 76 kg

## > IWF TECHNICAL AND COMPETITION RULES & REGULATIONS

- 8 81 kg
- 9 87 kg
- 10 +87 kg

1.2.3 There are ten (10) bodyweight categories for Youth men. All competitions under IWF TCRR must be held in the following categories and sequence, except for the Youth Olympic Games, which are subject to special stipulations.

- 1 49 kg
- 2 55 kg
- 3 61 kg
- 4 67 kg
- 5 73 kg
- 6 81 kg
- 7 89 kg
- 8 96 kg
- 9 102 kg
- 10 +102 kg

1.2.4 There are ten (10) bodyweight categories for Youth women. All competitions under IWF TCRR must be held in the following categories and sequence, except for the Youth Olympic Games, which are subject to special stipulations.

- 1 40 kg
- 2 45 kg
- 3 49 kg
- 4 55 kg
- 5 59 kg
- 6 64 kg
- 7 71 kg
- 8 76 kg
- 9 81 kg
- 10 +81 kg

1.2.5 Olympic Games bodyweight categories:  
Men:

- 1 61 kg
- 2 67 kg
- 3 73 kg
- 4 81 kg
- 5 96 kg
- 6 109 kg
- 7 +109 kg

Women:

- 1 49 kg
- 2 55 kg
- 3 59 kg
- 4 64 kg
- 5 76 kg
- 6 87 kg
- 7 +87 kg



1.2.6 Youth Olympic Games bodyweight categories:

To be defined later by the IOC.

1.2.7 At IWF Events each Member Federation may enter a team of maximum twelve (12) men and twelve (12) women, or equalling the number of bodyweight categories on the program of the event plus two (2) in each gender, whichever is less. However, a team may participate with maximum ten (10) men and ten (10) women, or equalling the number of bodyweight categories on the program of the event, in each gender, whichever is less. The maximum participating team must be spread amongst the bodyweight categories with a maximum of two (2) athletes per category. For the IWF World Championships (Senior, Junior and Youth), maximum twenty (20) men and twenty (20) women can be entered, however, a team may participate with maximum ten (10) men and ten (10) women, the Member Federation must declare the number of the athletes and the Team officials who will actually participate.

Exceptions:

- Olympic Games
- Youth Olympic Games
- Multisport Games other than Olympics

1.2.8 During the course of one competition, an athlete may only compete in one (1) bodyweight category except in the case when Youth events are combined with Junior / Senior events. At Events which combine Youth with Junior / Senior, organisers must consider the competition schedule to facilitate athletes to compete only once.

## 2 THE TWO LIFTS

### 2.1 GENERAL

In the sport of weightlifting the IWF recognises two (2) lifts which must be executed in the following sequence:

- a) The Snatch
- b) The Clean & Jerk

Both lifts must be executed with two hands. A maximum of three (3) attempts is allowed in each lift.

### 2.2 THE SNATCH

2.2.1 The barbell is centred horizontally on the competition platform. The athlete takes the start position behind the barbell. The athlete grips the barbell and bends at the knees. The barbell is gripped, palms downward and pulled in a single movement from the platform to the full extent of both arms above the head, while either splitting or bending the legs. During this continuous movement upward the barbell should remain close to the body and may slide along the thighs. No part of the body other than the feet may touch the platform during the execution of the Snatch. The

## ➤ IWF TECHNICAL AND COMPETITION RULES & REGULATIONS

athlete may recover in his / her own time, either from a split or a squat position. The lifted weight must be maintained in the final motionless position, with both arms and legs fully extended and feet on the same line and parallel to the plane of the trunk and the barbell. The athlete waits for the Referees' signal to replace the barbell on the competition platform. The Referees give the signal to lower the barbell as soon as the athlete becomes motionless in all parts of the body.

### **2.3 THE CLEAN & JERK**

#### **2.3.1 The first part, the Clean:**

The barbell is centred horizontally on the centre of the competition platform. The athlete takes the start position behind the barbell. The athlete grips the barbell and bends at the knees. The barbell is gripped, palm downward and pulled in a single movement from the platform to the shoulders, while either splitting or bending the legs. During this continuous movement upward the barbell should remain close to the body and the barbell may slide along the thighs. The barbell must not touch the chest before it stops at the final position either on the clavicles, chest or on fully bent arms. The athlete's feet must return to the same line and the legs must be fully extended before starting the Jerk. No part of the body other than the feet may touch the platform during the execution of the Clean. The athlete may recover in his / her own time and must finish with the feet on the same line and parallel to the plane of the trunk and the barbell.

#### **2.3.2 The second part, the Jerk:**

The athlete must become motionless with the knees fully extended before starting the Jerk. The athlete bends and dynamically extends the legs and arms simultaneously to move the barbell upward in one motion to the full extent of the arms, while either splitting or bending the legs. The athlete returns his / her feet to the same line parallel to the plane of the trunk and the barbell with his / her arms and legs fully extended. The athlete waits for the Referees' signal to replace the barbell on the competition platform.

The Referees give the signal to lower the barbell as soon as the athlete becomes motionless in all parts of the body.

Before the Jerk, the athlete may adjust the position of the barbell for the following reasons:

- a) to withdraw or "unhook" the thumbs
- b) if breathing is impeded
- c) if the barbell causes pain
- d) to change the width of the grip

The barbell adjustments noted above are not considered to be an additional attempt at the Jerk.

### **2.4 GENERAL RULES FOR ALL LIFTS**

**2.4.1** The technique known as "hooking" is permitted. It consists of covering the thumb with the other fingers of the same hand at the moment of gripping the barbell.

**2.4.2** In both lifts, the Referees must count as "No lift" any unfinished attempt in which the barbell has reached the height of the knees.

- 2.4.3 After the Referees' signal to lower the barbell, the athlete must lower it in front of the body. The grip on the barbell must only be released when it has passed the level of the shoulders.
- 2.4.4 An athlete, who, for any reason, cannot fully extend the elbow(s), must report / display this fact to all on-duty Referees as well as the Jury prior to the start of competition and may remind them of this fact prior to the start of each lift when on the platform. This is the sole responsibility of the athlete. The Jury may call the Competition Doctor to examine it.
- 2.4.5 When snatching or cleaning in the squat style, the athlete may assist their recovery by swinging or rocking their body while in the squat position.
- 2.4.6 The use of chalk (magnesium carbonate) is permitted.
- 2.4.7 The use of grease, oil, water, talcum, cream or any other lubricant on the athlete's thighs is forbidden. An athlete who uses forbidden lubricant(s) is ordered to remove it immediately. If during the removal, the clock is running for that athlete, the clock remains running.
- 2.4.8 It is the sole responsibility of the athlete to complete each lift in accordance with the IWF TCR and to the satisfaction of the on-duty Technical Officials.

## **2.5 INCORRECT MOVEMENTS**

### **2.5.1 Incorrect Movements for All Lifts**

- 2.5.1.1 Pulling from the hang, defined as: stopping the upward movement of the barbell during the pull.
- 2.5.1.2 Touching the platform with any part of the body other than the feet.
- 2.5.1.3 Pause during the extension of the arms.
- 2.5.1.4 Finishing with a press-out, defined as: continuing the extension of the arms after the athlete has reached the lowest point of his / her position in the squat or split for both the Snatch and the Jerk.
- 2.5.1.5 Bending and extending the elbows during the recovery.
- 2.5.1.6 Leaving the competition platform or touching the area outside the competition platform with any part of the body before the complete execution of the lift.
- 2.5.1.7 Dropping the barbell from above the shoulders.
- 2.5.1.8 Failing to replace the complete barbell on the competition platform.
- 2.5.1.9 Not facing the Centre Referee at the beginning of the lift.
- 2.5.1.10 Releasing the barbell from an incomplete position.
- 2.5.1.11 Touch the barbell with his / her footwear.

## ► IWF TECHNICAL AND COMPETITION RULES & REGULATIONS

### 2.5.2 Incorrect Movements for the Snatch

2.5.2.1 Pause during the lifting of the barbell.

### 2.5.3 Incorrect Movements for the Clean

2.5.3.1 Resting or placing the barbell on the chest at an intermediate point before its final position producing a “double clean”; often referred to as a “dirty clean”.

2.5.3.2 Touching the thighs or the knees with the elbows or the upper arms.

### 2.5.4 Incorrect movements for the Jerk

2.5.4.1 Any apparent effort to jerk which is not completed; including, lowering the body or bending the knees.

2.5.4.2 Any deliberate oscillation of the barbell to gain advantage. The athlete must become motionless before starting the Jerk.

## 2.6 INCOMPLETE MOVEMENTS AND POSITIONS

2.6.1 Uneven or incomplete extension of the arms at the completion of the lift.

2.6.2 Failing to finish with the feet and the barbell in line and parallel to the plane of the trunk.

2.6.3 Failing to fully extend the knees at the completion of the lift.

# 3 VENUE, EQUIPMENT AND DOCUMENTS



## 3.1 FIELD OF PLAY (FOP)

For the sport of weightlifting the Field of Play (FOP) relates to the area of competition which contains the:

- Competition platform and stage
- Technical Officials' and Competition Management Tables
- Warm-up area

### 3.1.1 Competition platform and Stage (Regulation)

3.1.1.1 All lifts must be executed on a competition platform.

3.1.1.2 A clear area measuring one hundred (100) cm surrounding the competition platform is compulsory. This area must be flat and free from any obstacles including discs.

3.1.1.3 If the competition platform is placed on a stage, the stage must follow the specifications in Regulation to 3.1.1.

- 3.1.1.4 Chalk and rosin must be provided near the competition platform.
- 3.1.1.5 Cleaning disinfectant / antiseptic, wire brushes, cloths, broom, gloves and other cleaning supplies / appliances must be provided and neatly stored next to the competition platform / stage for the Loaders.
- 3.1.1.6 A stretcher or backboard must be provided near the competition platform / stage.
- 3.1.1.7 A zone for Team Officials must be designated relative to the FOP layout but not on the stage.
- 3.1.1.8 Competitions may be held on multiple platforms simultaneously.

### **3.1.2 Technical Officials' and Competition Management Tables**

The placement of all Technical Officials' and Competition Management Tables (and chairs) is consistent throughout all IWF Events.

- 3.1.2.1 Jury Table: The Jury is located in a place where the view of the competition platform and stage is clear and unobstructed. The Jury Table must be placed a maximum one thousand (1,000) cm from the centre of the platform, between the Centre and the Side Referees' Tables and located on the side of the athletes' point of entry.
  - 3.1.2.2 Referees' Tables:
    - a) Centre Referee must be seated four hundred (400) cm (measured from the front) of the competition platform to the back edge of the Centre Referee's Table, and in line with the centre of the competition platform.
    - b) Side Referees must be seated on the same line as and parallel with the Centre Referee, three hundred to four hundred (300-400) cm from the Centre Referee.
    - c) Reserve Referees sit in a designated area on the FOP.
  - 3.1.2.3 Competition Doctor Table: A table and chair must be provided for the Competition Doctor(s) near the athletes' point of entry to the competition platform / stage and in the warm-up area relative to the venue layout.
  - 3.1.2.4 Competition Management Tables: Tables and chairs in a suitable quantity must be provided for the Competition Management and placed on the side of the athletes' point of entry to the competition platform / stage.
  - 3.1.2.5 Loaders' position: Loaders must have a designated area with chairs on the opposite side of the athletes' point of entry to the competition platform / stage.
  - 3.1.2.6 IWF Officials' Table: At World Championships and Olympic Games a table for three to five (3-5) persons with chairs must be provided in a location symmetrical to the Jury Table.
- ### **3.1.3 Warm-up area**
- 3.1.3.1 In order to prepare for competition, athletes must be provided with a warm-up area located in close proximity to the competition platform / stage relative to the venue layout.

## ► IWF TECHNICAL AND COMPETITION RULES & REGULATIONS

The warm-up area must be equipped with:

- an appropriate amount of numbered warm-up platforms (numbers start at one (1))
- barbells, chalk, rosin, etc. in relation to the number of competing athletes
- loudspeakers connected with the Speaker's audio system
- real time scoreboard
- attempt board
- display of official timing clock
- live video feed of activity on the competition platform
- tables for Marshals and Competition Doctor
- water / refreshments
- ice for injuries
- other operational tables, as required
- bathroom facilities (preferable)

### 3.2 VENUE – ADDITIONAL SPACES

3.2.1 The following additional spaces must be provided at the competition venue:

- Doping Control Station
- Changing rooms with shower
- Athletes' Rest area
- Competition Management office(s)
- First Aid / Medical room
- IWF Meeting room
- IWF Offices (President, General Secretary and Secretariat)
- Press Centre
- Sauna
- Technical Officials' room
- Training area (may be at a different location, but preferably at the competition venue)
- VIP room
- Weigh-in room and Test Weigh-in room

3.2.2 Only IWF authorized professional cameras, recording equipment or drones allowed in the Venue, within the FOP or in additional spaces.

### 3.3 SPORT EQUIPMENT

#### 3.3.1 General Provisions

3.3.1.1 At Olympic Games, Youth Olympic Games, Continental, Regional and other Multisport Games, World, Continental and Regional Championships and FISU Events, only IWF-licensed sport equipment shall be used.

3.3.1.2 For the Olympic Games and Youth Olympic Games the IWF Executive Board selects the supplier of the barbell and platform from among the IWF-licensed companies.

3.3.1.3 The application of the IWF Technology and Information System (TIS) is obligatory at World Championships (Youth, Junior and Senior), World University Championships, Grand Prix and Continental Olympic Qualification Events.

### 3.3.2 Platform (Regulation)

3.3.2.1 Two types of platforms are authorised for use by the IWF: Competition and Training / Warm-up platforms. Both types of platforms must meet the authorised specifications.

3.3.2.2 Competition platform:

- square
- measures four hundred (400) cm on each side
- measures ten (10) cm in height

3.3.2.3 Training / warm-up platform:

- measures three hundred (300) cm wide
- measures two hundred fifty to three hundred (250-300) cm in length

### 3.3.3 Barbell (Regulation)

3.3.3.1 The barbell consists of the following parts:

- Bar
- Discs
- Collars

3.3.3.2 Bar

There are two (2) types of bars: men's and women's bars. Both types of bars must meet the following authorized specifications:

3.3.3.3 A men's bar weighs twenty (20) kg.

3.3.3.4 A women's bar weighs fifteen (15) kg.

3.3.3.5 Discs

Two types of discs are authorised for use by the IWF: Competition and Training discs. Both types of discs must meet the following authorized specifications:

3.3.3.6 Competition discs: *(weights in kg with corresponding colour)*

25 kg	red
20 kg	blue
15 kg	yellow
10 kg	green
5 kg	white
2.5 kg	red
2 kg	blue
1.5 kg	yellow
1 kg	green
0.5 kg	white

## ► IWF TECHNICAL AND COMPETITION RULES & REGULATIONS

### 3.3.3.7 Training discs

- manufactured in coloured weights as listed above
- may be manufactured in black with corresponding coloured rims and demarcated with “Training”

### 3.3.3.8 Collars

In order to secure the discs to the bar, each bar must be equipped with collars. Collars must meet the following authorised specifications:

- two (2) collars per barbell
- weight = 2.5 kg each

3.3.3.9 Competition discs must be used on the Competition platform as well as in the Warm-up area.

3.3.3.10 Training discs may be used in the training venue, except for the Olympic Games, the Youth Olympic Games, or as otherwise decided by the IWF.

### 3.3.3.11 **Loading Chart** **(Regulation)**

Discs are loaded and secured by collars on the sleeve of the bar. The bar is loaded with the heaviest discs first and then the lighter discs loaded in descending order of weight toward the outer edge of the bar. Discs must be loaded so that both the on-duty Referees and Jury can identify the weight of each disc.

3.3.3.12 An adequate number of sets of men’s and women’s barbells and additional discs must be provided for each competition. (Refer to IWF Guidelines.)

### 3.3.4 **Scales** **(Regulation)**

3.3.4.1 At World Championships, Olympic Games and other select IWF Events, multiple identical scales are required.

### 3.3.5 **Athlete Bibs / Athlete Passes / Warm-up Passes / Challenge Cards** **(Regulation)**

3.3.5.1 Athlete Bibs are worn for athlete identification during competition. Athlete Bibs are supplied to athletes in each group indicating the athletes’ allocated start numbers.

3.3.5.2 Athlete Passes are issued to competing athletes in each group and are valid only for the specified group.

3.3.5.3 Warm-up passes are worn for Team Officials’ identification during competition. Warm-up passes are issued to Team Officials in each group and are valid only for the specified group.

3.3.5.4 Challenge Cards are issued to Athletes / Teams to challenge Referees’ / Jury’s decision. One (1) Challenge Card shall be provided for each athlete.

### 3.3.6 **Technology and Information System (TIS)**

The TIS is a complex and integrated competition management application including the competition management software and the following hardware:



### **3.3.6.1 Referee Light System (Regulation)**

- 3.3.6.2 The Referee Light System is the means by which Referees adjudicate the lifts.
- 3.3.6.3 The Referee Light System consists of one (1) control box for each of the three (3) Referees and a control panel for the Jury.
- 3.3.6.4 Each of the Referees must give the “Down” signal by pressing the white button for a “Good lift” or the red button for “No lift”, according to the relevant rules.
- 3.3.6.5 When two (2) of the Referees have provided identical decisions, a visual and audible “Down” signal is given to the athlete to replace the barbell on the competition platform.
- 3.3.6.6 If one (1) Referee presses the white button and another Referee presses the red button and the third Referee does not press either, the latter hears an intermittent audible signal from the control box prompting him / her that a decision is required.
- 3.3.6.7 The signal is only a reminder to the Referee; the Referees must be certain in their decision of “Good lift” or “No lift”. The signal should not force the Referee to make a decision. When two (2) white lights or two (2) red lights have been given by two (2) of the three (3) Referees and the “Down” signal has been seen and heard, the Referee who has not provided a decision is reminded to give his / her decision by way of the intermittent audible signal.
- 3.3.6.8 Three (3) seconds after the three (3) Referees have given their decision; the “decision lights” light up, indicating the individual decision of the Referees by corresponding colours, either red or white. The decision lights remain lit for a minimum of three (3) seconds.
- 3.3.6.9 After the visible and audible “Down” signal and before the decision lights operate, the Referees have a three (3) second window to reverse their decision. If a Referee misses the three (3) second window he / she must raise the small flag provided to them to indicate a change in decision.
- 3.3.6.10 When the “Down” signal has been given and the “decision lights” are on and the athlete does not lower the barbell, the Centre Referee must say “Down” and signal the athlete to replace the barbell to the competition platform.
- 3.3.6.11 During the competition, the Jury monitors the work of the Referees through a control panel. Every decision by the Referees may be verified as the lights on the control panel light up instantly when the Referees make a decision. Slow, fast or no decision(s) may be identified for immediate or further action. Should the Jury want to call any of the Referees to the Jury Table, the Jury President does so by pressing the button on the control panel, which gives an audible signal to the Referee(s) in question.

### **3.3.6.12 Jury Control Unit (Regulation)**

Jury members give their decision on each lift using the equipment located on the Jury Table. Each Jury member has a device with a red and white push button.

### **3.3.6.13 Communication System**

An intercom or telephone system must be provided for direct communication between the Jury, Competition Management and Chief Marshal.

## ► IWF TECHNICAL AND COMPETITION RULES & REGULATIONS

### 3.3.6.14 Timing Clock (Regulation)

An electronic timing clock with countdown mode in increments of one (1) second must be used. The timing clock must be able to be set to any time up to fifteen (15) minutes.

### 3.3.6.15 Attempt Board

An Attempt Board must be displayed on the FOP, both in the competition area and warm-up area.

The following information must be displayed on the Attempt Board:

- name (family name displayed upper case text; followed by given name in upper case for the first letter and lower case for subsequent text)
- IWF / IOC code
- weight to be taken
- attempt number
- athlete start number
- Referees' decision, if not displayed elsewhere
- timing clock, if not displayed elsewhere

### 3.3.6.16 Scoreboard

A scoreboard must be set up in a prominent place in the FOP, both in the competition area and warm-up area in order to record and display the progress and results of the specific category as it happens.

3.3.6.17 The scoreboard must contain the following information for all athletes in the group being contested and for the top three (3) athletes from the previous groups:

- athlete start number, in numerical order
- name of each athlete according to the allocated start number
- year of birth
- IWF / IOC code
- three (3) attempts in the Snatch
- three (3) attempts in the Clean & Jerk
- Total
- final classification
- indication of the athlete called and the one to follow next

3.3.6.18 Successful and unsuccessful attempts must be marked differently (by strikethrough or by colour).

### 3.3.6.19 Record Display

The records of the category contested must be displayed on the FOP. The information on the records must be available throughout the entire group and must be updated immediately when a new record is set.

### 3.3.6.20 Video Board(s)

Video screen(s) must be provided on the FOP, both in the competition area and warm-up area.

### **3.3.7 Video Playback Technology (VPT) (Regulation)**

3.3.7.1 VPT is technology to review the Referees' / Jury's decision if challenged or in case of disagreement within the Jury.

3.3.7.2 At Senior, Junior and Youth World Championships, Olympic and Youth Olympic Games it is obligatory to apply VPT.

## **3.4 OFFICIAL DOCUMENTS**

### **3.4.1 Event Regulation**

3.4.1.1 Four (4) months prior to the date of the IWF Event, the host Member Federation / Organising Committee distributes the IWF Event Regulation by way of publishing it online and distributing it via email / mail to all concerned parties.

3.4.1.2 The IWF Event Regulation contains the following information:

- exact date of the IWF Event, with a detailed program of the competition and related activities
- competition and training venue
- Minimum Entry Totals for each bodyweight category (for Senior World Championships)
- financial conditions
- accommodation and ground transportation offered
- Media Accreditation Forms
- Preliminary Entry Forms
- Final Entry Forms
- Organising Committee contact information
- any other pertinent information

### **3.4.2 Entry Forms**

3.4.2.1 A Preliminary Entry Form includes:

- Member Federation
- athletes' names
- athletes' date of birth
- athletes' bodyweight category
- Entry Total (a reference performance for the allocation into groups, with consideration to 6.6.5)
- accompanying Team Officials' names and functions (Team leader, coach, doctor, therapist, etc.)
- signature and date

3.4.2.2 Maximum number of athletes allowed on the Preliminary Entry Form are twelve (12) men and twelve (12) women, or equalling the number of bodyweight categories on the program of the event plus two (2) in each gender, whichever is less. For the IWF World Championships (Senior, Junior and Youth), maximum twenty (20) men and twenty (20) women can be entered, however, the Member Federation must declare the number of the athletes and the Team officials who will actually participate.

## ► IWF TECHNICAL AND COMPETITION RULES & REGULATIONS

3.4.2.3 A Final Entry Form includes:

- Member Federation
- athletes' names
- athletes' date of birth
- athletes' bodyweight category
- Entry Total (a reference performance for the allocation into groups, with consideration to 6.6.5)
- accompanying Team Officials' names and functions (Team leader, coach, doctor, therapist, etc.)
- signature and date

Maximum number of athletes allowed on the Final Entry Form are twelve (12) men and twelve (12) women, or equalling the number of bodyweight categories on the program plus two (2) in each gender, whichever is less; this consists of a maximum number of participating athletes plus two (2) reserve athletes per gender. Reserve athletes must be noted as such on the Final Entry Form.

For the IWF World Championships (Senior, Junior and Youth), only athlete(s) from the Preliminary Entry Form can be included into the Final Entry Form.

### 3.4.3 Verification Form

3.4.3.1 The Verification Form includes – with data in accordance with the Final Entry Form:

- Member Federation
- athletes' names
- athletes' date of birth
- athletes' bodyweight category
- Entry Total
- signature and date line

3.4.3.2 Maximum ten (10) men and ten (10) women (full team per gender), or equalling the number of bodyweight categories on the program whichever is less, shall remain on the Verification Form, with a maximum of two (2) athletes per bodyweight category, unless events of different age groups are held together.

### 3.4.4 Start List Package

3.4.4.1 The Start List Package includes:

- Timetable, indicating the date and time of competitions, groups, TOs' assignment
- List of Technical Officials and their group allocation
- Start Lists for each group, including athletes' lot numbers, names, date of birth, IWF / IOC code, Entry Totals

### 3.4.5 Weigh-in List

3.4.5.1 Issued for each group, the Weigh-in List must contain the following information for all athletes:

- lot number
- name
- date of birth

- IWF / IOC code
- Entry Total
- bodyweight
- first attempts in Snatch and Clean & Jerk
- signatures of Technical Officials attending the weigh-in

### **3.4.6 Athlete's Card**

3.4.6.1 The Athlete's Card is issued for each athlete and is the official document to record the athletes' declarations, attempts and Team Officials / athletes' initials or signature as allowed by the TCRR.

Each Athlete's Card contains the following athlete information:

- name
- date of birth
- IWF / IOC code
- bodyweight category
- group, if applicable
- Entry Total
- start number, assigned at the completion of weigh-in

### **3.4.7 Protocol**

3.4.7.1 The Protocol, either handwritten or computer generated is the official document certifying the results of each group and contains the following information of each athlete:

- start number
- lot number
- name
- date of birth
- IWF / IOC code
- bodyweight
- all attempts for both lifts
- Total
- records, if applicable
- signatures of Jury President and / or Competition Director / TD

3.4.7.2 Successful and unsuccessful attempts must be marked differently (by strikethrough or by colour).

### **3.4.8 Final Results Package**

3.4.8.1 The Final Results Package produced either in hardcopy or electronic / digital format is distributed to the delegations and all concerned parties at the end of the Event and must contain:

- Timetable
- Team Classification; including team rankings, IWF / IOC codes, classification points, number of athletes
- Results of Snatch, Clean & Jerk and Total in each bodyweight category; including ranking, name, date of birth, IWF / IOC code, attempts (with successful and unsuccessful attempts differently marked) and result
- New records; including bodyweight category, name, date of birth, IWF / IOC code, record weight
- Protocol

## 4 ATHLETES' OUTFIT



### 4.1 GENERAL

4.1.1 Athletes must wear a weightlifting costume and sport footwear.

4.1.2 Athletes may wear the following outfit according to the relevant rules:

- Unitard
- T-shirt
- Shorts
- Socks
- Belt
- Bandage(s)
- Sticking plaster(s)
- Tape(s)
- Glove(s) and / or Palm Guard(s)
- Undergarment(s)
- Jewellery / Accessories
- Hair adornment(s)
- Religious head gear / Head gear

### 4.2 COSTUME

4.2.1 Athletes must wear only one weightlifting costume which complies with the following criteria:

- must be one piece
- must be collarless
- may be of any colour
- must not cover the elbows
- must not cover the knees

4.2.2 Costumes may be decorated or marked with the athlete's:

- name
- nick name
- club name
- Member Federation / NOC
- national emblem

### 4.3 FOOTWEAR

4.3.1 Athletes must wear sport footwear.

### 4.4 BELT

4.4.1 A weightlifting belt may be worn. If used, it must be worn on the outside of the costume.

4.4.2 The maximum width of the belt is twelve (12) cm.

## **4.5 BANDAGES, STICKING PLASTERS AND TAPES**

4.5.1 Bandages are non-adhesive wraps made of a variety of materials; most common materials are gauze, medical crepe, neoprene / rubber or leather.

4.5.1.1 There is no limit to the length of the bandages.

4.5.1.2 One-piece elastic bandages, neoprene / rubberised kneecaps, or patella protectors which allow free movement, may be worn on the knees. Kneecap bandages / protectors may not be reinforced by way of buckles, straps, whalebone, plastic or wire.

4.5.1.3 Bandages may be worn both on the inner and outer surface of the hands and may be attached to the wrist.

4.5.1.4 Bandages must not be attached to the barbell at any time.

4.5.1.5 Any bandage worn on the trunk must be worn under the costume.

4.5.1.6 No bandages or substitutes are allowed within ten (10) cm of the elbow area. The ten (10) cm area consists of five (5) cm above and five (5) cm below the elbow.

4.5.2 Sticking plasters are small adhesive bandages usually made of woven fabric, plastic, or latex rubber with an absorbent pad. Sticking plasters are applied to cover small wounds.

4.5.2.1 Sticking plasters may be worn to protect small wounds, as required.

4.5.2.2 Sticking plasters worn on the fingers and thumb must not protrude in front of the fingertips.

4.5.2.3 Sticking plasters must not be attached to the barbell at any time.

4.5.3 Tape is made of either rigid cotton or rayon material and is known as athletic tape, medical tape and / or sport tape. Tape can also be an elastic therapeutic tape (Kinesio tape) which is an adhesive elastic cotton strip in multiple colours.

4.5.3.1 Tape worn on the fingers and thumb must not protrude in front of the fingertips.

4.5.3.2 Tape worn on both the inner and outer surface of the hands may be attached to the wrist.

4.5.3.3 Tape or substitute must not be attached to the barbell at any time.

4.5.3.4 No tape or substitutes are allowed within ten (10) cm of the elbow area. The ten (10) cm area consists of five (5) cm above and five (5) cm below the elbow.

4.5.3.5 Tape may be worn under any piece of the athlete outfit including other bandages anywhere on the body, except the elbow(s). Tape(s) worn on forearm and / or upper arm must not reach the elbow area. The elbow area consists of five (5) cm above and five (5) cm below the elbow.

## **4.6 GLOVES AND PALM GUARDS**

4.6.1 In order to protect the palm of the hands, wearing fingerless gloves is allowed (e.g.: gymnastic palm guards, cycling gloves).

## ► IWF TECHNICAL AND COMPETITION RULES & REGULATIONS

4.6.2 Gloves may only cover the first knuckle of the fingers.

4.6.3 If sticking plaster or tape is worn on the fingers, there must be a visible separation between the sticking plaster or tape and the palm guard or glove.

### **4.7 OTHER OUTFIT**

4.7.1 Only one unitard may be worn under the costume. The unitard must comply with the following criteria:

- be one piece or two pieces
- be tight fitting
- be collarless
- may cover both elbows and / or knees
- may be of any one colour
- no pattern or design permitted

4.7.2 Only one T-shirt may be worn under the costume. The T-shirt must comply with the following criteria:

- be collarless
- not cover the elbows
- may be of any colour

4.7.3 Only one pair of shorts may be worn under the costume and the shorts must not be longer than the costume. Shorts must comply with the following criteria:

- be tight fitting
- not cover the knees
- may be of any colour

4.7.4 A T-shirt and shorts cannot be worn instead of the costume.

4.7.5 Hair and any items worn on the head are considered to be part of the head.

4.7.6 At competitions, athletes participate in the uniform clothing issued / approved by their Member Federation. For this purpose, the Victory Ceremony is considered to be part of competition.

### **4.8 PERSONAL ELECTRONIC DEVICES**

4.8.1 Personal electronic equipment (i.e.: iPods, tablets, mobile phones, etc.) is forbidden on the competition platform / stage. Medical equipment (i.e. hearing aid or such implements) is an exception. Personal electronic equipment may be used in the warm-up area. The IWF, host Member Federation / Organising Committee or any Games Organising Committees are not responsible for athletes', Team Officials' and Technical Officials' personal property.

### **4.9 MANUFACTURER'S IDENTIFICATIONS**

4.9.1 At all IWF Events the following identifications are permitted on each article of the athletes outfit with the total maximum size of five hundred (500) cm<sup>2</sup> per article:

- a) the identification (logo, name or a combination of both) of the manufacturer of the product and / or



- b) the identification of the athlete's commercial sponsor (logo, name or a combination of both)

Distinctive manufacturer's design patterns are not considered for the application of this rule.

- 4.9.2 At Olympic Games and Youth Olympic Games the relevant IOC rules prevail regarding manufacturer's identification.

## 5 COMPETITIONS

---

### 5.1 IWF EVENTS (Regulation)

5.1.1 IWF Events are international weightlifting competitions registered as "IWF Events" in the IWF Calendar which is regulated by the IWF Calendar Policy. There are two types of IWF Events:

- a) Qualification Events for Olympic Games
- b) Non-Qualifying Events

There are 3 levels of Event in the Qualification Events for Olympic Games:

- a) Gold Level Events
- b) Silver Level Events
- c) Bronze Level Events

5.1.2 IWF Event Organisers must guarantee unconditional entry to all participants from all eligible IWF Member Federations.

5.1.3 All IWF Events must include the two (2) individual lifts.

5.1.4 No other IWF Event may be organised within thirty (30) days before or thirty (30) days after the IWF / FISU World Championships or Olympic Games / YOG, unless approved by the IWF.

### 5.2 CONDITIONS FOR IWF WORLD CHAMPIONSHIPS (Regulation)

5.2.1 Gold, silver and bronze medals are awarded respectively to the first three (3) places for the Snatch, the Clean & Jerk and the Total in each bodyweight category.

5.2.2 IWF Youth, Junior and Senior World Championships

5.2.2.1 IWF Youth World Championships are held every year, except in the years with the Summer Youth Olympic Games.

5.2.2.2 IWF Junior World Championships are held every year.

5.2.2.3 IWF (Senior) World Championships are held every year with ten (10) bodyweight categories, except in years with the Summer Olympic Games. In the year of the Summer Olympic Games, IWF (Senior) World Championships can be held with at least three (3) non-Olympic bodyweight categories per gender to be included.

## ► IWF TECHNICAL AND COMPETITION RULES & REGULATIONS

- 5.2.2.4 At IWF World Championships, only those athletes whose eligibility is confirmed by the IWF may participate.
- 5.2.3 FISU World University Championships
- 5.2.3.1 Upon allocation by FISU to a FISU Member Organisation, the World University Weightlifting Championships are organised in even years under the auspices / control of FISU and its relevant Rules and Regulations.
- 5.2.3.2 The IWF is represented by an IWF Delegate appointed to each World University Championships.
- 5.2.3.3 In all aspects of the sport-specific and technical organisation of the Event, the IWF TCRR must be applied, wherever applicable.
- 5.2.3.4 Eligibility is in accordance with the FISU Rules on Eligibility in combination with the IWF Constitution, By-Laws and TCRR.
- 5.2.3.5 The IWF shall be involved in the allocation, preparation and delivery of the Championships in a consultative capacity.
- 5.2.3.6 The involvement of the respective Member Federation in the organisation of the Championships is encouraged and expected.
- 5.2.3.7 Subject to agreement with the Organising Committee, at least thirty-two (32) ITOs will be appointed to assist the Championships.

### **5.3 CONDITIONS FOR OLYMPIC GAMES AND YOUTH OLYMPIC GAMES (YOG)**

- 5.3.1 A National Olympic Committee (NOC) may enter athletes to the Olympic Games and Youth Olympic Games in accordance with the relevant "Olympic Games Qualification Regulation".
- 5.3.2 Olympic Games
- 5.3.2.1 As soon as available but no later than twenty-four (24) months before the opening of the Olympic Games and in consultation with the IWF Executive Board, the IOC, the IWF Technical Delegates (TDs) and the Organising Committee of the Olympic Games (OCOG), the IWF shall communicate relevant information to all Member Federations.
- 5.3.2.2 All sport and TCRR related documents must be approved by the IWF before publication.
- 5.3.2.3 Olympic gold, silver and bronze medals are awarded respectively to the first three (3) places for the Total in each of the bodyweight categories.
- 5.3.2.4 The IWF Executive Board appoints two (2) Technical Delegates (TDs) for the Olympic Games whose task is to coordinate and assist with the technical organisation of the weightlifting competition.
- 5.3.3 Youth Olympic Games (YOG)
- 5.3.3.1 The stipulations under 5.3.2 apply, whenever possible.

5.3.3.2 An Event Delegate (ED) is appointed for the Youth Olympic Games whose task is to coordinate and assist with the technical organisation of the weightlifting competition.

#### **5.4 CONDITIONS FOR MULTISPORT GAMES OTHER THAN OLYMPIC GAMES, YOUTH OLYMPIC GAMES AND UNIVERSIADE**

5.4.1 Weightlifting competitions at all Multisport Games (Continental, Regional or other) must be supervised by the IWF.

5.4.2 All sport and TCRR related documents must be approved by the IWF before publication. The Multisport Games Regulation must be supplied in English and in any other language the Games Organising Committee deems necessary.

5.4.3 The IWF reviews all venues and sports equipment and approves the weightlifting International Technical Officials (ITOs) in consultation with the Continental or Regional Federation concerned and / or the Games Organising Committee.

5.4.4 An IWF Technical Delegate (TD) shall be appointed to assist the Games Organising Committee. The TD must be present in advance of the opening of the Games to ensure that the venues and sports equipment are adequate and the relevant IWF TCRR are being respected.

5.4.5 The IWF may be represented either by the IWF President, General Secretary, or by a delegate appointed in consultation with the IWF President and General Secretary.

5.4.6 The Games Organising Committee must pay the travel, accommodation and meal expenses of the IWF Technical Delegate for the Games.

5.4.7 Gold, silver and bronze medals are awarded respectively to the first three (3) places for the Snatch, the Clean & Jerk and the Total in each of the bodyweight categories, unless otherwise specified and arranged between the Games Organising Committee and the IWF.

#### **5.5 CONDITIONS FOR UNIVERSIADE**

5.5.1 Weightlifting competitions at the Summer Universiade (FISU Games), organised in odd years under the auspices of FISU are carried out in accordance with the relevant FISU-IWF Regulations for Universiade sports, and elaborated in consultation and subject to approval by both organisations.

## **6 PROCEEDINGS OF AN IWF EVENT**



### **6.1 PRE-COMPETITION PROCEDURES – ENTRIES**

6.1.1 Participants may only be officially entered by their respective Member Federation by way of the Online Entry System or both the traditional Preliminary and Final Entry Form documents.

6.1.2 In order to be eligible to compete at IWF Events, Athletes shall comply with the applicable whereabouts requirements of the IWF Anti-Doping Policy.

## ► IWF TECHNICAL AND COMPETITION RULES & REGULATIONS

- 6.1.3 The Preliminary Entry Form must be returned to the host Member Federation / Organising Committee (either by fax or e-mail) with a copy to the IWF Secretariat no later than sixty (60) days before the Technical Congress / Conference.  
For the IWF World Championships (Senior, Junior and Youth), the Preliminary Entry Form must be returned to the IWF no later than ninety (90) days before the Technical Congress / Conference.
- 6.1.4 The Final Entry Form must be returned to the host Member Federation / Organising Committee (either by fax or e-mail) with a copy to the IWF Secretariat no later than fourteen (14) days before the Technical Congress / Conference.  
For the IWF World Championships (Senior, Junior and Youth), only athlete(s) from the Preliminary Entry Form can be included into the Final Entry Form.
- 6.1.5 The host Member Federation / Organising Committee shall be entitled to use the names entered by each Member Federation on the Final Entry Form to reserve accommodation at any of the official designated hotels. Should any of the reserved hotel rooms be unused, the respective Member Federation shall be liable to pay to the host Member Federation / Organising Committee a cancellation fee for the entire duration of each reservation.
- 6.1.6 Final Entry Forms must be confirmed by the IWF. No unconfirmed, incomplete and/ or incorrect Entry Forms shall be accepted.
- 6.1.7 Athletes not listed on the Final Entry Form cannot take part in the Event.
- 6.1.8 For the World Championships (Youth, Junior and Senior), an Entry List by Category must be published on the IWF website latest five (5) days prior to the date of the Verification of Final Entries (VFE).

## **6.2 VERIFICATION OF FINAL ENTRIES**

- 6.2.1 Prior to the Technical Congress / Conference, a Verification of Final Entries (VFE) Meeting shall be held chaired by the CD / TD.
- 6.2.2 A copy of each participating athlete's passport must be provided at the latest at the VFE Meeting by the relevant Team Official(s).
- 6.2.3 The VFE Meeting consists of each participating team receiving a Verification Form on which they are requested / eligible to do the following:
- correct the spelling of the athletes' name
  - correct the athletes' date of birth
  - modify the athletes' bodyweight category
  - modify the athletes' Entry Total
- 6.2.4 Substitution of athletes will not be accepted.
- 6.2.5 Maximum ten (10) men and ten (10) women, or equalling the number of categories on the program whichever is less, shall remain on the Verification Form with a maximum of two (2) athletes per bodyweight category, unless events of different age groups are held together. All additional athlete(s) must be deleted.
- 6.2.6 Once the Verification Form is verified, signed and returned the Entries are considered final.

6.2.7 Teams with no representation at the VFE Meeting must accept the information according to their submitted Final Entry Form as final and binding.

### **6.3 DRAWING OF LOTS AND TECHNICAL CONGRESS / CONFERENCE**

6.3.1 After the VFE a randomly generated lot number is drawn for each verified athlete. The athletes retain the lot number throughout the Event. The lot number defines the order of the weigh-in and the order of lifting during the course of the competition in the athlete's relevant group.

6.3.2 Bodyweight categories may be divided into two (2) or more groups by the Competition Director / Technical Delegate in accordance with the Entry Totals. A maximum of eighteen (18) athletes shall be allocated to a group.

6.3.3 If two (2) or more athletes have the same Entry Total, athletes may be allocated into different groups according to their lot number (e.g. athlete with the lower lot number goes to Group A; athlete with the higher lot number to Group B).

6.3.4 Prior to the start of the Event, a Technical Congress / Conference must be held where the participating teams and other parties concerned shall receive comprehensive information about the Event.

### **6.4 WEIGH-IN (Regulation)**

6.4.1 The weigh-in of each competition begins two (2) hours before the start of the group concerned. Weigh-in lasts for one (1) hour.

6.4.2 As soon as the athlete has weighed within the officially entered bodyweight category, accompanying Team Officials must be provided with Warm-up Passes for access to the warm-up area as per the following chart – per group:

- one (1) athlete – three (3) Passes
- two (2) athletes – four (4) Passes
- any additional athlete (for combined categories / Events) – two (2) Passes per athlete

### **6.5 INTRODUCTION (Regulation)**

6.5.1 The competition officially starts with the introduction of athletes. After the introduction of athletes and prior to the introduction of the Technical Officials, the timing clock starts a countdown of ten (10) minutes.

6.5.2 Athletes of the group are introduced in order of athlete start number.

6.5.3 The Technical Officials of the group are introduced after which the Technical Officials submit their TO Cards to the Jury President.

### **6.6 COURSE OF THE COMPETITION**

6.6.1 The barbell is loaded in progression. The athlete requesting the lightest weight lifts first. Once the announced weight is loaded on the barbell, and the clock has started, the weight cannot be reduced. The athlete or Team Official must therefore observe the progression of the loading and be ready to make the attempt at the weight they have chosen. This is the sole responsibility of the athlete / Team Official. In case of any mistake occurring in the lifting order, either by fault of the athlete / Team Official / TO / Speaker, the lifting order according to the rule is applied for the classification of athletes.

## ► IWF TECHNICAL AND COMPETITION RULES & REGULATIONS

6.6.2 The weight of the barbell must always be a multiple of one (1) kg.

6.6.3 The automatic progression after any successful attempt for the same athlete is one (1) kg. If the lift is unsuccessful the weight on the barbell automatically remains the same.

6.6.4 The minimum weights which must be lifted at IWF Events are:

- Men = twenty-six (26) kg (20 kg bar, collars and two 0.5 kg discs)
- Women = twenty-one (21) kg (15 kg bar, collars and two 0.5 kg discs)

### 6.6.5 **20 kg Rule** **(Regulation)**

The total weight of the starting attempts declared and actually taken in the Snatch and the Clean & Jerk must equal or exceed the weight of the verified Entry Total minus twenty (20) kg. The Jury will exclude the athlete from the competition if this rule is not adhered to. The above rule is commonly referred to as the “20 kg Rule”.

### 6.6.6 **Calling Order** **(Regulation)**

The following four (4) factors listed in priority must be considered when calling the athletes:

1. The weight of the barbell (lightest weight first)
2. The number of the attempt (lowest number first)
3. The sequence / order of the previous attempt(s) (the athlete who lifted earliest is first)
4. The start number of the athlete (lowest first) – For the allocation of start numbers see Regulation to 6.4 – Weigh-in

6.6.7 One (1) minute (60 seconds) is allocated to each athlete between the calling of his / her name and the beginning of the attempt. After thirty (30) seconds, a warning signal sounds.

When an athlete attempts two (2) lifts in succession, he / she is allowed two (2) minutes (120 seconds) for the succeeding attempt. (For exception see 6.6.8)

Thirty (30) seconds after the start of the allocated time and thirty (30) seconds before the end of the allocated time, a warning signal sounds. If at the end of the allocated time the athlete has not raised the barbell from the competition platform to make the attempt, this attempt is declared “No lift” by the three (3) Referees.

The timing clock is started the moment the Speaker finishes the announcement of the attempt in English or when the barbell is loaded and the Loaders have left the platform, whichever is last. The clock must be stopped if any individual other than the athlete goes onto the platform.

6.6.8 An athlete is granted only one (1) minute if while taking two lifts in succession the calling order changes and the clock starts for another athlete.

6.6.9 The weight announced by the Speaker must be immediately displayed on the Attempt Board.

6.6.10 When an athlete wishes to increase or decrease the weight originally selected, the Team Official / athlete must notify the Chief Marshal by signing the Athlete’s Card.

In order to increase the weight the Team Official / athlete must sign the Athlete's Card before the final call (except TCRR 6.6.12). In order to decrease the weight, the clock must not have started for that athlete.

6.6.11 The final call is the signal given by the timing clock thirty (30) seconds before the end of the allocated time.

6.6.12 Before the first attempt and between two attempts the Team Official / athlete must notify and sign the next attempt on the Athlete's Card; both for declaration and automatic increment. This signature enables two (2) changes.

If the Team Official / athlete fail to do so before the final call (30 seconds), the athlete will be called according to the automatic progression.

When an athlete is taking consecutive attempts (2 minutes allocated time), the Team Official / athlete must declare the next attempt within the first thirty (30) seconds after being called, even if it is the automatic increment.

Failure to do so will forfeit the two (2) changes allowed. The athlete will then have to take the automatic increment. (See TCRR 7.10)

6.6.13 When the Team Official / athlete asks for a change of weight and still has to take the heavier weight next, the clock is stopped while the weight is changed. After the change of weight has been completed, the clock continues to run. When the Team Official / athlete asks for a change of weight and, in doing so, follows another athlete whose time has started, the normal one (1) minute (60 seconds) applies for the next attempt. (See TCRR 7.10)

6.6.14 The Team Official / athlete must sign the Athlete's Card if they wish to withdraw from the Snatch or the Clean & Jerk portions of the competition, or both. It must be noted and signed on the Athlete's Card that they are withdrawing from the respective lift(s).

Once the Athlete's Card has been signed the withdrawal is official and the athlete cannot re-enter the competition in that respective lift. The Speaker then announces the withdrawal.

6.6.15 During competition only on-duty Technical Officials, authorised personnel, authorised Team Officials (See TCRR 6.4) and athletes of the specific group are allowed in the FOP.

6.6.16 Only three (3) Team Officials are permitted to stand at the designated area / entrance of the competition platform / stage.

## **6.7 BREAK**

6.7.1 There is a ten (10) minute break after the Snatch portion to allow the athletes to warm up for the Clean & Jerk.

6.7.2 The Jury, at its discretion and in consultation with the CD / TD may shorten or lengthen the break. An appropriate announcement to all relevant parties (athletes, Team Officials, Technical Officials, sport production, broadcast, spectators, etc.) must be made.

**6.8 CLASSIFICATION OF ATHLETES AND TEAMS (Regulation)**

**6.8.1 Athlete Classification**

The title of Champion is awarded for individual lifts in the Snatch, the Clean & Jerk and the Total (the aggregate of the best Snatch and the best Clean & Jerk results). The athletes who win first, second and third place in the two (2) lifts and in the Total at all IWF Events are awarded gold, silver and bronze medals, respectively.

**6.8.2 Factors to decide the classification of athletes in Snatch and Clean & Jerk:**

1. best result – highest first; if identical, then:
2. best result's attempt number – least number of attempt first; if identical, then:
3. previous attempt(s) – least number of attempt first; if identical, then:
4. lot number – lowest first

Factors to decide the classification of athletes in Total:

1. best result – highest first; if identical, then:
2. best Clean & Jerk result – lowest first; if identical, then:
3. best Clean & Jerk result's attempt number – least number of attempt first; if identical, then:
4. previous attempt(s) – least number of attempt first; if identical, then:
5. lot number – lowest first.

In the case of tie(s) in different group(s), the athlete(s) who competed earlier in time will be ranked higher regardless the attempt number at which the athletes reached the relevant result. (See Regulation to 6.8)

**6.8.3 Team Classification**

At World and Continental Championships and other IWF Events, the classification of the teams is calculated by adding the points allocated to each athlete according to the following scale:

1 <sup>st</sup> place	28 points	14 <sup>th</sup> place	12 points
2 <sup>nd</sup> place	25 points	15 <sup>th</sup> place	11 points
3 <sup>rd</sup> place	23 points	16 <sup>th</sup> place	10 points
4 <sup>th</sup> place	22 points	17 <sup>th</sup> place	9 points
5 <sup>th</sup> place	21 points	18 <sup>th</sup> place	8 points
6 <sup>th</sup> place	20 points	19 <sup>th</sup> place	7 points
7 <sup>th</sup> place	19 points	20 <sup>th</sup> place	6 points
8 <sup>th</sup> place	18 points	21 <sup>st</sup> place	5 points
9 <sup>th</sup> place	17 points	22 <sup>nd</sup> place	4 points
10 <sup>th</sup> place	16 points	23 <sup>rd</sup> place	3 points
11 <sup>th</sup> place	15 points	24 <sup>th</sup> place	2 points
12 <sup>th</sup> place	14 points	25 <sup>th</sup> place	1 point
13 <sup>th</sup> place	13 points		

**6.8.4** At World Championships and other IWF Events team points according to the ranking in Snatch, Clean & Jerk and Total will be allocated to each team for the Team classification.



- 6.8.5 When two (2) or more teams have the same points in the Team Classification, the team with more of the higher places must be ranked higher.
- 6.8.6 Athletes with no valid lifts in the Snatch will not be eliminated from the competition (except in the case of TCRR 6.8.8). They are allowed to compete in the Clean & Jerk and if successful will receive points for team classification according to their place obtained in the Clean & Jerk. Athletes will not receive points for the Total.
- 6.8.7 Athletes who have been successful in the Snatch but have no valid lifts in the Clean & Jerk receive points for the team classification according to the place obtained in the Snatch but will not receive points for the Total.
- 6.8.8 In IWF Events where medals are given for Total only athletes having no valid lifts in the Snatch are eliminated from competition and cannot continue in the Clean & Jerk. Such athletes, as well as athletes having no valid lifts in the Clean & Jerk will not be allocated team classification points.

**6.9 VICTORY CEREMONY (Regulation)**

- 6.9.1 At all IWF Events, at the conclusion of each bodyweight category, a Victory Ceremony is presented.

# 7 TECHNICAL OFFICIALS

## 7.1 DEFINITION

A Technical Official is defined as any person who controls the play of a competition by applying the rules and regulations of the sport to make judgments on rule infringement, performance, time or ranking. A Technical Official acts as an impartial judge of sporting competition. This involves an obligation to perform with accuracy, consistency, objectivity and the highest sense of integrity.

## 7.2 GENERAL PROVISIONS

7.2.1 A suitable number of Technical Officials (TOs) must be appointed to work at each IWF Event. Only International Technical Officials may work at IWF Events. TOs selected to work at IWF Events must not be involved in coaching or assisting any athletes during the Event.

7.2.2 At IWF Events the following Technical Officials must serve:

- Jury
- Competition Director
- Referees
- Technical Controllers
- Chief Marshal(s)
- Timekeeper(s)
- Competition Secretary
- Competition Doctor(s)

7.2.3 Technical Officials must wear the official IWF TO uniform:

- Navy blue (colour code: PMS2767) jacket
- Navy blue (colour code: PMS2767) trousers / skirt
- White shirt
- IWF tie / scarf
- Black / Dark blue belt (for men)
- Black / Dark blue socks (for men)
- Black / Dark blue / beige socks for women while wearing trousers
- Black / Dark blue / beige stockings for women while wearing skirt
- Black dress shoes
- IWF TO metal badge; pinned on the left lapel of the jacket
- IWF TO badge sewn on the left breast pocket

In hot weather or venues and subject to the authorisation of the President of the Jury, the jacket and / or tie / scarf may be removed. Jackets, ties / scarves must always be worn for introduction and Victory Ceremony, unless otherwise stated by the IWF.

At Olympic Games and other Multisport Games, only the uniform issued by the OCOG / Organising Committee may be worn. If no Games uniform is issued TOs are expected to wear the IWF TO uniform, as applicable.

7.2.4 Prior to the Technical Officials' meeting, the appointed TOs are assigned to positions and groups by the Chairperson of the Technical Committee and / or the Competition Director.

- 7.2.5 Prior to the start of the Event, a Technical Officials' meeting must be held. Obligatory at the World Championships (Youth / Junior / Senior) and whenever possible at other Events, a second TO meeting shall be held approximately halfway through the Event. Participation in both meetings is obligatory for all appointed Technical Officials.
- 7.2.6 Members in each group of Technical Officials must be from different countries and must include both men and women.
- 7.2.7 TOs must be present at their respective assigned positions / working locations latest thirty (30) minutes prior to their duty and must be in the FOP at the latest ten (10) minutes prior to the introduction of athletes.
- 7.2.8 TOs must submit their TO cards to the Jury President after the Introduction and retrieve the card at the end of the each competition.

### **7.3 PROMOTION OF TECHNICAL OFFICIALS (Regulation)**

- 7.3.1 The IWF issues and registers International Technical Official Cards, Certificates of Duty and licences.
- 7.3.2 International Technical Officials are classified in three (3) categories, and cards are issued accordingly as follows:
- a) Category 1: Holders of this card may officiate at all levels of international Events, including Olympic Games, Youth Olympic Games, World Championships and Universiades
  - b) Category 2: Holders of this card may officiate at all levels of international Events, excluding Olympic Games, Youth Olympic Games, World Championships and Universiades
  - c) Certificate of Duty: Holders of this card are eligible to assist in all levels of international Events, including Olympic Games, Youth Olympic Games, World Championships and Universiades, except in positions where IWF TO Card Category 1 or 2 is required according to IWF Technical and Competition Rules & Regulations.
- 7.3.3 International Technical Official Cards and Certificates of Duty are issued upon the request of Member Federations.
- 7.3.4 Licence: At the request of the Member Federations, the IWF issues Technical Official / Certificate of Duty licences valid for each Olympiad, up to the end of the next Olympic year (e.g.: 1<sup>st</sup> January, 2017 – 31<sup>st</sup> December, 2020). A valid licence is a condition of officiating in IWF Events.
- 7.3.5 For a National Technical Official to be promoted to International Technical Official Category 2, the following conditions must apply.
- The candidates:
- a) must have served as National Technical Official at least five (5) years
  - b) must be proposed by their respective Member Federation
  - c) must have a complete knowledge of the IWF TCRR
  - d) must prove their competence in a practical examination organised by their respective Member Federation under IWF TCRR

## ► IWF TECHNICAL AND COMPETITION RULES & REGULATIONS

- e) must obtain 90% or more in the practical examination
- f) must obtain 85% or more in the current IWF Technical Officials' Examination Questionnaire; as prepared and revised by the IWF Technical Committee from time to time.

NOTE: The percentage marking of examinations of IWF Technical Officials shall be rounded off; e.g. 89.74%=90%, 89.45%=89%.

7.3.6 For an International Technical Official Category 2 to be promoted to International Technical Official Category 1, the following conditions must apply.

The candidates:

- a) must have served at least two (2) years as a Category 2 Technical Official
- b) must prove practical competence to three (3) Category 1 Technical Officials during a competition held under IWF TCRR; may be examined at any IWF Event, except World Championships, Olympic Games and Masters Events
- c) must obtain 95% or more in the practical exam
- d) must obtain 90% or more in the current IWF Technical Officials' Examination Questionnaire; as prepared and revised by the IWF Technical Committee from time to time.
- e) must be able to understand and speak basic English.

NOTE: The percentage marking of examinations of IWF Technical Officials shall be rounded off; e.g. 89.74%=90%, 89.45%=89%.

## 7.4 TECHNICAL OFFICIALS AT WORLD CHAMPIONSHIPS AND OLYMPIC GAMES

7.4.1 Principles For Technical Official Selection:

The following are the IWF principles for selection of Technical Officials to IWF Events:

1. Gender equity; using the IOC principles as a guideline
2. Continental representation / balance
3. Participating Member Federation competing at the Event
4. Conditions prior to being nominated:
  - adequate qualification
  - valid licence
  - official TO uniform
  - availability for the duration of the Event
  - responsibilities / skill set

7.4.2 Process for Technical Official Selection / Appointment

7.4.2.1 When requested by the IWF, Member Federations may propose Technical Officials to officiate at the IWF World Championships.

7.4.2.2 Member Federations may only nominate Technical Official(s) from the respective country.

7.4.2.3 The IWF Technical Committee / Medical Committee selects from the proposed list of Technical Officials, in consultation with the IWF President and Technical / Medical Committee Chairpersons for the final appointment.

- 7.4.2.4 At least thirty-six (36) International Technical Officials must be appointed by the IWF subject to the competition schedule.
- 7.4.2.5 Member Federations who submit Technical Officials nominations are advised of the appointment or non-appointment of their Technical Officials.
- 7.4.2.6 If required and at its absolute discretion, the IWF reserves the right to appoint Technical Officials outside of those nominated from any Member Federation. The above appointed Technical Officials and their respective Member Federations will be duly advised.
- 7.4.3 The IWF Technical / Medical Committee Chairperson, in conjunction with the Competition Director assigns the selected / appointed TOs to the specific categories or groups before the start of the competition.
- 7.4.4 For the Olympic Games, Technical Officials are selected six (6) months before the start of the Games by the IWF Executive Board, from the list of the candidates submitted by the Member Federations and upon recommendation from the IWF Technical / Medical Committee.
- If required and at its absolute discretion, the IWF reserves the right to appoint Technical Officials outside of those nominated from any Member Federation. The appointed Technical Officials and their respective Member Federations will be duly advised.
- 7.4.5 Appointed Technical Officials cannot be members of their National team.
- 7.4.6 Appointed Technical Officials who fail to show up, without valid reason and notification to the IWF Secretariat and Technical / Medical Committee Chairperson, for the Event may be excluded from selection to further Events for a period of up to two (2) years.

## **7.5 JURY (Regulation)**

- 7.5.1 The Jury has the ultimate control on the FOP and its primary function is to ensure that the TCRR are being correctly followed and applied.
- 7.5.2 All Jury members must be Category 1 Technical Officials.
- 7.5.3 At IWF Events, the Jury is composed of three (3) or five (5) members each, one of which is the President. At Senior, Junior and Youth World Championships, Olympic and Youth Olympic Games, the Jury is composed of five (5) members each for 2 groups, one of which is the President. Up to two (2) Reserve Jury members may also be appointed.
- 7.5.4 Throughout the course of the competition / Event, after observing the work of the TOs, the Jury members may highlight any special occurrences by way of written report. The President of the Jury may deliver the reports to the Technical Committee Chairperson, IWF President and / or IWF General Secretary.
- 7.5.5 Throughout the course of the competition and after a first warning, the Jury, by unanimous vote, may replace any Technical Official whose decisions prove him / her to be incompetent.

## ► IWF TECHNICAL AND COMPETITION RULES & REGULATIONS

7.5.6 The impartiality of all Technical Officials is not to be doubted. Errors in officiating may occur involuntarily and in such situations, the TO is allowed to explain his / her decision to the Jury, if desired or requested.

7.5.7 The Jury has the power to reverse a decision when the Referees' decision has been judged unanimously by the Jury to be technically incorrect. In order to consider the reversal of a decision, the Jury may call the Referees in question to seek an explanation. If the explanation is accepted, no action is taken, if the explanation is not accepted the Jury will reverse the decision. Such decision and its reason must be communicated to the athlete / Team Official concerned via the Technical Controller or any other TO, as directed by the President of the Jury, and announced by the Speaker.

When the decision of the majority of the Jury members differs from that of the Referees' decisions, the Jury may call the Referees in question to seek an explanation. If the explanation is accepted, no action is taken, if the explanation is not accepted and the Jury reaches unanimity, the Referees' decision will be reversed.

In Events where the composition of a three (3) member Jury is appointed, unless unanimity is reached in the first instance, the Jury cannot take any action.

7.5.8 In order to apply the above rule, the Jury members have to give their decision on each lift using the Jury Control Unit located on the Jury Table. Jury members adjudicate the lift once the athlete has replaced the barbell on the competition platform. (See TCRR 3.3.6)

Jury members must not influence or attempt to influence the decision of the other Jury members.

7.5.9 The Jury is not a Jury of appeal; there is no appeal against the Jury's decision except for the Challenge procedure according to 3.3.7.

The Jury has the power to reprimand and / or sanction an athlete / Team Official for displaying misconduct within the FOP. In particular, if the misconduct, either by actions or words, represents a threat to any Technical Official or IWF personnel during the performance of their duties, the President of the Jury, in conjunction with the IWF President, IWF General Secretary or IWF Competition Director will be responsible for executing any reprimand and / or sanction.

7.5.10. When the decision of the majority of the Jury members differs from that of the Referees' decisions, the Jury may review Referees' decision and / or Jury's own decision by way of VPT.

7.5.11 Throughout the course of the competition, the Jury must monitor and enforce TCRR 6.6.5.

7.5.12 Reserve Jury members sit at a designated space on the FOP and do not sit at the Jury Table unless called upon to replace one of the other Jury members.

7.5.13 Jury members must remain in their respective place for the Victory Ceremony and also ensure that the Referees remain in their respective positions.

- 7.5.14 The Jury President is required to assess the need to recall “B” Group or any other Groups’ athletes to attend “A” Group competition should the “B” Group athletes be deemed to be medal prospects.
- 7.5.15 If a lift is failed because the barbell is not equally loaded, or the platform is damaged or the barbell becomes disarranged during the lift; or there is an incursion or any other external interference, the Jury must grant an additional attempt for the affected athlete.
- 7.5.16 The Jury shall decide whether the small discs (2.0, 1.5, 1.0 and 0.5 kg) are to be loaded inside or outside the collars.
- 7.5.17 If there has been an error in loading the barbell or if the Speaker makes a serious error during the announcement of an athlete’s name or the calling of the weight the Jury must grant another attempt. (See Regulation to 7.5)
- 7.5.18 The President of the Jury controls and signs all Technical Officials’ Cards.
- 7.5.19 At all IWF Events, the President of the Jury and / or the Competition Director must appoint an individual to complete a manual Protocol as a back-up document.
- 7.5.20 The President of the Jury verifies and signs the final competition Protocol.

## **7.6 COMPETITION DIRECTOR**

- 7.6.1 The Competition Director is in control of the progress of the competition and attends to his / her task in close cooperation with the Jury and the Technical Delegate (if appointed).

The duties of the Competition Director are as follows:

- 7.6.2 Assigns TOs into groups / assignments.
- 7.6.3 Verifies the lists of the athletes and divide them into groups, if necessary, according to the verified Entry Totals.
- 7.6.4 Supervises the Drawing of Lots.
- 7.6.5 Supervises the order of lifting in accordance with the sequence of the competition, including the operation of the Competition Management System and the issuance of all IWF official competition documents.
- 7.6.6 Supervises the registration of new records set throughout the Event.
- 7.6.7 Monitors and enforces TCRR 6.6.5.
- 7.6.8 Verifies and signs the final competition Protocol.

## **7.7 REFEREES**

- 7.7.1 The main task of the Referees is adjudicating the lifts performed by the athletes.
- 7.7.2 At all IWF Events four (4) Referees are appointed for each group. The positions of the Referees consist of the Centre Referee, two (2) Side Referees and one (1) Reserve Referee. Referees within one group must serve in rotating positions. Each group of Referees must have two (2) men and two (2) women.

## ► IWF TECHNICAL AND COMPETITION RULES & REGULATIONS

- 7.7.3 Before the competition Referees must ensure in collaboration with the other TOs on duty:
- that the necessary Sport Equipment is functioning correctly
  - that all athletes weigh in within the bodyweight limits of their verified bodyweight category during the allocated time
- 7.7.4 During the competition, the Referees ensure:
- that the weight of the barbell corresponds with the weight announced by the Speaker
  - that only the athlete or the Loaders move the barbell to a new position on the competition platform. It is forbidden for a Team Official to move, adjust or clean the barbell.
  - if the athlete, during the execution of the lift moves to a position where the view of the Referee is impaired, the Referee concerned may move to a position where the lift can be observed correctly. If the Referee(s) move positions, the Referee(s) must take the small red / white flags with them in order to give their decision upon the completion of the lift.
  - that TCRR 6.6.5 is enforced (at the Weigh-in)
- NOTE: Visually impaired athletes may be accompanied by a coach / guide to assist them into the start position. The coach / guide must leave the platform before the athlete starts the lift.
- 7.7.5 The three (3) Referees have equal rights on adjudicating a lift. They do so by means of the Referee Light System, in accordance with the procedures noted in TCRR 3.3.6. Referees must be certain to allow the athlete every chance to complete the lift. Once the Referee is certain that the athlete has completed the lift; he / she indicates the decision by giving the appropriate signal.
- 7.7.6 As soon as the Referee has adjudicated a lift "Good lift", he / she immediately presses the white button on the control box.
- 7.7.7 As soon as the Referee has adjudicated a lift "No lift", he / she immediately presses the red button on the control box. Any Referee, who sees a mistake or fault during the execution of a lift, must immediately press the red button.
- 7.7.8 A lift is a "Good lift" with two (2) or three (3) white lights; a lift is "No lift" with two (2) or three (3) red lights.
- 7.7.9 When no Referee Light System is available, the Centre Referee gives the "Down" signal and the Referees give their decision by means of small red and white flags. The "Down" signal must be both audible and visible, i.e. the Centre Referee must say "Down" and at the same time motion downwards with the arm. Before giving the "Down" signal, the Centre Referee must seek confirmation from the two (2) Side Referees. Similarly, should one (1) of the Side Referees see a serious fault during the execution of a lift, he / she raises the red flag to call attention to the fault. If there is agreement from the other Side Referee or from the Centre Referee, this constitutes a majority opinion and the Centre Referee stops the lift and signals to the athlete to lower the barbell to the competition platform.
- 7.7.10 The Reserve Referee must sit at a designated space on the FOP, ready to be called upon by the Jury President.
- 7.7.11 During the Victory Ceremony the Referees must remain in their respective place.



## **7.8 TECHNICAL CONTROLLER**

7.8.1 Technical Controllers are required to assist the Competition Director and the President of the Jury in the supervision of the running of the competition.

7.8.2 At Olympic Games, Youth Olympic Games, World Championships and Universiades a minimum of two (2) Technical Controllers are appointed per group.

The duties of the Technical Controller(s) are as follows:

7.8.3 Ensures that the FOP and the Sport Equipment are compliant with IWF TCRR.

7.8.4 Ensures that all on-duty TOs wear the correct uniform and reports to the Jury President any non-compliant TOs.

7.8.5 Before the start of competition, inspects the athlete outfits and enforces relevant IWF TCRR, when necessary. When a correction must be made to the athlete's outfit or a lubricant must be removed and the athlete has already been called, the relevant rules must be applied.

7.8.6 During the course of the competition ensures that only the authorised Team Officials accompany the athletes on the FOP.

7.8.7 Ensures the correct athlete according to the Speaker's announcement goes on to the competition platform / stage; even during the loading of the barbell.

7.8.8 Ensures that no one but the athlete handles the barbell during the execution of the lift.

7.8.9 Controls the cleaning of the bar and the competition platform in conjunction with the Loaders.

7.8.10 If requested, assists with the distribution and correct application of the athletes' Bibs and pins in the warm-up area.

7.8.11 Accepts, retains and returns (in case Jury approves the Challenge) Challenge Cards.

7.8.12 If requested, assists Anti-Doping personnel as directed.

7.8.13 Monitors and enforces TCRR 6.6.5.

## **7.9 CHIEF MARSHAL (Regulation)**

7.9.1 The Chief Marshal's main duty is to accept or decline any modifications made by Team Officials / athletes on declarations or attempts on the Athlete's Cards, in accordance with all relevant TCRR.

7.9.2 The Chief Marshal communicates relevant information regarding the accepted declaration or attempts to the Competition Management Table by means of a direct telephone / intercom system or by computer software.

7.9.3 At Olympic Games, Youth Olympic Games, World Championships and Universiades, the Chief Marshal must be an English-speaking Category 1 Technical Official, appointed by the IWF.

## ► IWF TECHNICAL AND COMPETITION RULES & REGULATIONS

7.9.4 Assistant Marshals are also appointed, as required.

7.9.5 Monitors and enforces TCRR 6.6.5.

### **7.10 TIMEKEEPER**

7.10.1 At all IWF Events, the host Member Federation / Organising Committee must appoint Timekeepers.

7.10.2 Timekeepers must hold an International, a National Technical Official card or IWF Certificate of Duty except in Events under 7.3.2.

7.10.3 Timekeepers operate the timing clock in accordance with all relevant IWF TCRR.

7.10.4 At the beginning of each attempt, Timekeepers set and start the timing clock at one (1) minute (60 seconds) or two (2) minutes (120 seconds), in accordance with the relevant TCRR 6.6. The timing clock is started the moment the Speaker finishes the announcement of the attempt in English or when the barbell is loaded and the Loaders have left the platform, whichever is last.

7.10.5 The Timekeeper stops the timing clock immediately as the barbell is raised from the competition platform.

7.10.6 The Timekeeper restarts the timing clock if the barbell does not reach the height of the athletes' knees.

7.10.7 Ten (10) minutes prior to the start of the competition (introduction of the athletes), the Timekeeper sets and starts the timing clock at ten (10) minutes.

7.10.8 In order to perform his / her duties properly, the Timekeeper works in close cooperation with both the Speaker and the President of the Jury.

### **7.11 COMPETITION SECRETARY**

7.11.1 The Competition Secretary is responsible for examining and collating the information required for the efficient running of the competition and dispersing the required signed information.

7.11.2 The Competition Secretary must take full control of the weigh-in room and the procedure therein.

7.11.3 At the conclusion of the weigh-in process the Competition Secretary may be requested to assist in other areas of the competition.

7.11.4 All duties must be executed in close cooperation with the Jury, the Competition Director and the Technical Controllers(s).

7.11.5 The Competition Secretary supervises the weigh-ins and allocates the duties of the Technical Officials in the weigh-in room.

7.11.6 The Competition Secretary allocates, monitors, advises and / or distributes, either at weigh-in or in the warm-up area thirty (30) minutes prior to start of the competition, the following sport equipment / supplies:

- warm-up platforms
- collects athletes' accreditations and distributes Athlete Passes / Challenge Cards
- Warm-up Passes
- Athlete Bibs & pins
- Team Officials numbered stickers (optional)

7.11.7 The Competition Secretary monitors and enforces TCRR 6.6.5.

## **7.12 SPEAKER**

7.12.1 The duty of the Speaker is to make the appropriate announcements for the efficient running of the competition, for each attempt, including but not limited to:

- instructions to the Loaders to load the required weight
- the name of the athlete
- the athlete's respective Member Federation / NOC
- the number of the athlete's attempt
- notification in advance of the name of the next athlete
- the Referees' decision of "Good Lift" or "No Lift"

7.12.2 If required, a Speaker's Assistant may be appointed whose function is to take the weight changes from the Chief Marshal and inform the Speaker.

7.12.3 The Speaker announces the Introduction of Athletes and Technical Officials, as well as makes the all required announcements regarding the course of the competition.

7.12.4 The Speaker, if time and the progress of the competition allow, may make non-sport announcements to inform the public or other concerned parties.

7.12.5 The Speaker conducts the Victory Ceremony in accordance with Regulation to 6.9.

7.12.6 If no TIS is used, the Speaker must be a Category 1 or 2 International Technical Official.

## **7.13 COMPETITION DOCTOR**

7.13.1 At IWF Events Competition Doctors must be medically qualified clinical doctors with current valid registration and professional insurance. Competition Doctors must have Advanced Life Support (ALS) validation or professional equivalent. Doctors must be holders of an International Technical Official Card or a Certificate of Duty.

7.13.2 Competition Doctors must be present at the venue from the start of the competition until the end of the competition.

7.13.3 Competition Doctors must be familiar with and use the local / venue medical facilities and, if requested, assist in doping control procedures.

7.13.4 Competition Doctors must be ready to render medical care in case of injury or illness.

7.13.5 Competition Doctors must cooperate with team doctors and advise Team Officials and the athletes on the possibility of continuing competition after an injury.


## ► IWF TECHNICAL AND COMPETITION RULES & REGULATIONS

- 7.13.6 At World Championships and Olympic Games two (2) Doctors must be on duty at the same time. Competition Doctors are on the FOP; one (1) is stationed in the warm-up area, the other is within close proximity of the competition platform / stage suitable to the venue layout.
- 7.13.7 If necessary, team doctors may also be asked to assist the Competition Doctor(s). If there is a medical need, the athlete shall agree to the IWF Competition Doctor(s) attending to him / her.
- 7.13.8 Appointed IWF Competition Doctors are responsible within the FOP; their responsibility ends outside the FOP.
- 7.13.9 In case of an accident or injury, the Competition Doctor(s) has to assess the situation and decide if further treatment is necessary either by local medical authorities or by the team doctor. If no team doctor is available, it is up to the Competition Doctor(s) to provide assistance or to transfer treatment to the local authorities.

### **7.14 ADDITIONAL SUPPORTING STAFF (Regulation)**

Technical Officials are assisted in competitions by Additional Supporting Staff, such as Loaders and FOP Liaison.

## **8 RECORDS**

- 
- 8.1 A record is a lift that exceeds the previous record by a minimum of one (1) kg.
- 8.2 The IWF recognises Youth, Junior, Senior and Masters world; Olympic and Universiade records in each of the bodyweight categories for men and women in the Snatch; Clean & Jerk and Total.
- 8.3 Youth athletes may set Youth, Junior and Senior records.
- 8.4 Junior athletes may set Junior and Senior records.
- 8.5 Senior athletes may set Senior records.
- 8.6 Masters athletes may set Masters records.
- 8.7 World, Continental and Regional records may only be set at IWF Events included in the IWF Calendar except at Bronze Level Events.
- 8.8 Masters records may only be set at Masters Events included in the IWF Calendar.
- 8.9 Olympic records may only be set at Olympic Games.
- 8.10 Universiade records may only be set at the Universiades.
- 8.11 World / Olympic Record(s) can only be broken in the bodyweight category and the age group where the athlete is entered.
- 8.12 Records must be registered in the Protocol, including the following information:

- weight of record
- type of lift (Snatch, Clean & Jerk or Total)
- type of record (age group, World / Olympic / Universiade)
- Event name, date and location

8.13 If two (2) or more athletes achieve the same result and a new record is established, the new record holder is the athlete who completed the lift first regardless of the sequence of the competition, if divided into groups.

8.14 Records are ratified when the athlete successfully undergoes doping control as per IWF Anti-Doping Policy.

## 9 CEREMONIES



### 9.1 OPENING CEREMONY (Regulation)

At the beginning of all IWF Events, an Opening Ceremony is held in accordance with the Regulation to 9.1 and arrangements made by the IWF and the host Member Federation / Organising Committee.

### 9.2 CLOSING CEREMONY (Regulation)

At the conclusion of all IWF Events, a Closing Ceremony is held in accordance with the Regulation to 9.2 and arrangements made by the IWF and the host Member Federation / Organising Committee.

## 10 PROVISIONS



### 10.1 LANGUAGE DISCREPANCY

In the occurrence there is a discrepancy or inconsistency between the English language version and any other language version of the IWF TCRR and its content, materials and / or resources, the English version shall prevail, govern and direct.


### 10.2 INTERPRETATION

Should the need arise for a clarification of the interpretation or the implementation of the IWF TCRR, it should be referred to the IWF Technical Committee.

### 10.3 PROSTHETIC LIMBS

Prosthetic limbs are permitted. Prosthetic limb(s) must not be powered or able to store energy which can be released during the execution of the lift.

# REGULATIONS



# IWF

# REGULATION TO 1.2

## BODYWEIGHT CATEGORIES

### JUNIOR / SENIOR MEN

55 kg	≤ 55.00
61 kg	55.01–61.00
67 kg	61.01–67.00
73 kg	67.01–73.00
81 kg	73.01–81.00
89 kg	81.01–89.00
96 kg	89.01–96.00
102 kg	96.01–102.00
109 kg	102.01–109.00
+109 kg	> 109.00

### YOUTH MEN

49 kg	≤ 49.00
55 kg	49.01–55.00
61 kg	55.01–61.00
67 kg	61.01–67.00
73 kg	67.01–73.00
81 kg	73.01–81.00
89 kg	81.01–89.00
96 kg	89.01–96.00
102 kg	96.01–102.00
+102 kg	> 102.00

### OLYMPIC GAMES MEN

61 kg	≤ 61.00
67 kg	61.01–67.00
73 kg	67.01–73.00
81 kg	73.01–81.00
96 kg	81.01–96.00
109 kg	96.01–109.00
+109 kg	> 109.00

### JUNIOR / SENIOR WOMEN

45 kg	≤ 45.00
49 kg	45.01–49.00
55 kg	49.01–55.00
59 kg	55.01–59.00
64 kg	59.01–64.00
71 kg	64.01–71.00
76 kg	71.01–76.00
81 kg	76.01–81.00
87 kg	81.01–87.00
+87 kg	> 87.00

### YOUTH WOMEN

40 kg	≤ 40.00
45 kg	40.01–45.00
49 kg	45.01–49.00
55 kg	49.01–55.00
59 kg	55.01–59.00
64 kg	59.01–64.00
71 kg	64.01–71.00
76 kg	71.01–76.00
81 kg	76.01–81.00
+81 kg	> 81.00

### OLYMPIC GAMES WOMEN

49 kg	≤ 49.00
55 kg	49.01–55.00
59 kg	55.01–59.00
64 kg	59.01–64.00
76 kg	64.01–76.00
87 kg	76.01–87.00
+87 kg	> 87.00

## REGULATION TO 3.3.1 COMPETITION PLATFORM AND STAGE

---

- 1 The stage must:
  - be of solid construction
  - measure a minimum of one thousand (1,000) x one thousand (1,000) cm
  - measure a maximum one hundred (100) cm in height measured from the level where the Referees' and Jury seats are placed
  - have steps specified to International Building Code (IBC) standard and securely affixed to the stage
  - have two restraining bars affixed to the stage; restraining bars must:
    - measure five hundred (500) cm in length
    - measure a maximum twenty (20) cm high
    - measure a maximum twenty (20) cm wide
    - be safely secured to the front of the stage a minimum two hundred fifty (250) cm from the edge of the competition platform
    - be safely secured to the rear of the stage a minimum two hundred (200) cm from the edge of the competition platform

## REGULATION TO 3.3.2 PLATFORM

---

- 1 The competition platform must be:
  - level
  - square
  - measure four hundred (400) cm on each side
  - manufactured or constructed of hardwood, either solid or laminated; using a maximum of twenty (20) tongue and groove hardwood planks
  - hardwood planks must be attached together by a minimum of three (3) steel rods
  - ten (10) cm high; (if positioned on a stage, the platform must exceed ten (10) cm above the stage)
  - ten (10) cm demarcation; (if surrounding floor is similar colouring, top edge of the platform must have a different colour demarcating the edge of the platform)
- 2 The training / warm-up platform must:
  - measure three hundred (300) cm wide by two hundred fifty (250) to three hundred (300) cm in length
  - be made of any non-slip material surface
  - numbered, starting at one (1)



# REGULATION TO 3.3.3

## BARBELL

---

1 Composition of a men's barbell set – 190 kg

- 1 x 20 kg bar
- 2 x 25 kg discs
- 2 x 20 kg discs
- 2 x 15 kg discs
- 2 x 10 kg discs
- 2 x 5 kg discs
- 2 x 2.5 kg discs
- 2 x 2 kg discs
- 2 x 1.5 kg discs
- 2 x 1 kg discs
- 2 x 0.5 kg discs
- 2 x collars 2.5 kg

2 Composition of a women's barbell set – 185 kg

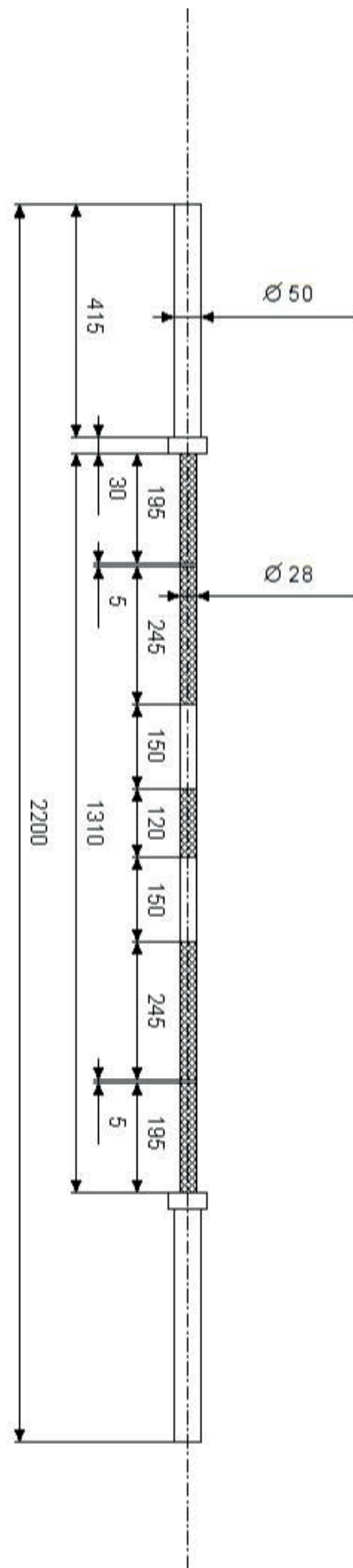
- 1 x 15 kg bar
- 2 x 25 kg discs
- 2 x 20 kg discs
- 2 x 15 kg discs
- 2 x 10 kg discs
- 2 x 5 kg discs
- 2 x 2.5 kg discs
- 2 x 2 kg discs
- 2 x 1.5 kg discs
- 2 x 1 kg discs
- 2 x 0.5 kg discs
- 2 x collars 2.5 kg

3 Additional discs shall be provided at the competition platform / stage:

- one (1) set of full size discs [forty-five (45) cm] of 5 kg
- one (1) set of full size discs [forty-five (45) cm] of 2.5 kg

#### 4 MEN'S BAR

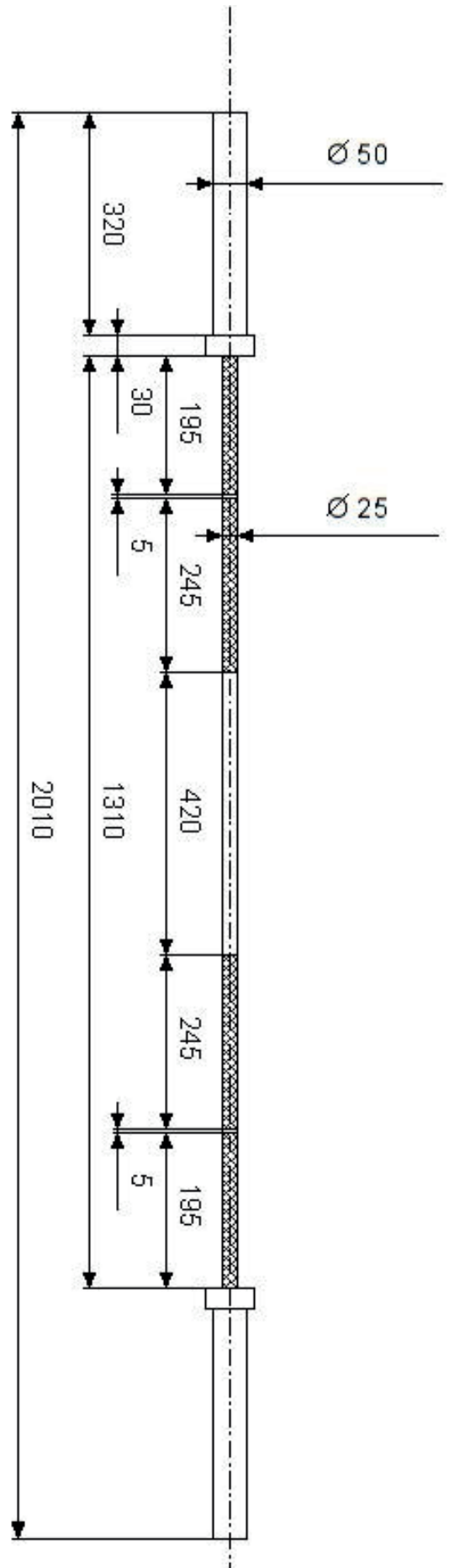
- manufactured from chromed steel
- machined with knurling in grip section
- weight = 20 kg
- length = 220 cm
- outer ends (sleeves) = 5 cm diameter / 41.5 cm long
- grip section = 2.8 cm diameter / 131 cm long
- 2 grip sections = 44.5 cm with non-knurled 0.5 cm strip 19.5 cm from inner sleeve
- centre knurling = 12 cm long
- demarcated with blue identification marking at each end and the centre of the bar
- tolerance = from +0.1% to -0.05%
- Rim diameter = minimum 7.3 cm, maximum 8.0 cm
- the sleeve must rotate freely



## 5

**WOMEN'S BAR**

- manufactured from chromed steel
- machined with knurling in grip section
- weight = 15 kg
- length = 201 cm
- outer ends (sleeves) = 5 cm diameter / 32 cm long
- grip section = 2.5 cm diameter / 131 cm long
- 2 grip sections spaced 42 cm apart with non-knurled 0.5 cm strip 19.5 cm from inner sleeve
- demarcated with yellow identification marking at each end and in centre of the bar
- tolerance = from +0.1% to -0.05%
- Rim diameter = minimum 6.3 cm, maximum 7.5 cm
- the sleeve must rotate freely



## 6 COMPETITION DISCS:

- a) Diameter
- Discs  $\geq$  10 kg : 45 cm  $\pm$  0.1 cm tolerance
  - Discs < 10 kg  $\leq$  45 cm  $\pm$  0.1 cm tolerance
- b) Material
- Discs  $\geq$  10 kg: covered with rubber or plastic and coated on both sides with permanent colour
  - Discs < 10 kg: may be made of metal or other IWF approved material
- c) Tolerance
- Discs > 5 kg: from +0.1% to -0.05%
  - Discs  $\leq$  5 kg: from +10 grams to -0 grams per part
- d) Marking
- all discs must be clearly demarcated with the weight in kg
- e) Sizes

	<b>Width</b>		<b>Diameter</b>
25 kg	maximum	6.7 cm	45 cm
20 kg	maximum	5.4 cm	45 cm
15 kg	maximum	4.3 cm	45 cm
10 kg	maximum	3.5 cm	45 cm
5 kg	maximum	2.65 cm	23 cm – 26 cm
2.5 kg	maximum	2.3 cm	19 cm – 22 cm
2 kg	maximum	2.2 cm	15.5 cm – 19 cm
1.5 kg	maximum	2.0 cm	13.9 cm – 17.5 cm
1 kg	maximum	1.9 cm	11.8 cm – 16 cm
0.5 kg	maximum	1.6 cm	9.7 cm – 13.7 cm

## 7 TRAINING DISCS:

- tolerance = from +0.8% to -0.8%
- manufactured in colours with corresponding weight listed in TCRR 3.3.3.6
- may be manufactured in black with corresponding coloured rims and demarcated with “Training”

## 8 COLLARS:

- manufactured from chromed steel
- hole = 5 cm diameter
- may be designed for either outside loading or inside loading for 2 kg or less
- width = maximum 7.0 cm
- tolerance = from +10 grams to -0 grams per part

## TOLERANCE CHART

WEIGHT	COMPETITION		TRAINING	
	Bar kg	Min. kg	Max. kg	Min. kg
20	19.9900	20.0200	N / A	N / A
15	14.9925	15.0150	N / A	N / A
<b>Disc kg</b>				
25	24.9875	25.0250	24.800	25.200
20	19.9900	20.0200	19.840	20.160
15	14.9925	15.0150	14.880	15.120
10	9.9950	10.0100	9.920	10.080
5	5.0000	5.0100	4.960	5.040
2.5	2.5000	2.5100	2.480	2.520
2	2.0000	2.0100	1.984	2.016
1.5	1.5000	1.5100	1.488	1.512
1	1.0000	1.0100	0.992	1.008
0.5	0.5000	0.5100	0.496	0.504
<b>Collar kg</b>				
2.5	2.5000	2.5100	N / A	N / A

-0.05% / +0.1%

-0 g / +10 g

-0.8% / +0.8%

# REGULATION TO 3.3.3.11

## LOADING CHART

### MEN'S BARBELL

26 kg	0.5, collar	56 kg	15, .5, collar
27 kg	1, collar	57 kg	15, 1, collar
28 kg	1.5, collar	58 kg	15, 1.5, collar
29 kg	2, collar	59 kg	15, 2, collar
<b>30 kg</b>	<b>2.5, collar</b>	<b>60 kg</b>	<b>15, 2.5, collar</b>
31 kg	2.5, .5, collar	61 kg	15, 2.5, .5, collar
32 kg	2.5, 1, collar	62 kg	15, 2.5, 1, collar
33 kg	2.5, 1.5, collar	63 kg	15, 2.5, 1 .5, collar
34 kg	2.5, 2, Collar	64 kg	15, 2.5, 2, collar
35 kg	5, collar	65 kg	20, collar
36 kg	5, .5, collar	66 kg	20, .5, collar
37 kg	5, 1, collar	67 kg	20, 1, collar
38 kg	5, 1.5, collar	68 kg	20, 1.5, collar
39 kg	5, 2, collar	69 kg	20, 2, collar
<b>40 kg</b>	<b>5, 2.5, collar</b>	<b>70 kg</b>	<b>20, 2.5, collar</b>
41 kg	5, 2.5, .5, collar	71 kg	20, 2.5, .5, collar
42 kg	5, 2.5, 1, collar	72 kg	20, 2.5, 1, collar
43 kg	5, 2.5, 1.5, collar	73 kg	20, 2.5, 1.5, collar
44 kg	5, 2.5, 2, collar	74 kg	20, 2.5, 2, collar
45 kg	10, collar	75 kg	25, collar
46 kg	10, .5, collar	76 kg	25, .5, collar
47 kg	10, 1, collar	77 kg	25, 1, collar
48 kg	10, 1 .5, collar	78 kg	25, 1.5, collar
49 kg	10, 2, collar	79 kg	25, 2, collar
<b>50 kg</b>	<b>10, 2.5, collar</b>	<b>80 kg</b>	<b>25, 2.5, collar</b>
51 kg	10, 2.5, .5, collar	81 kg	25, 2.5, .5, collar
52 kg	10, 2.5, 1, collar	82 kg	25, 2.5, 1, collar
53 kg	10, 2.5, 1.5, collar	83 kg	25, 2.5, 1.5, collar
54 kg	10, 2.5, 2, collar	84 kg	25, 2.5, 2, collar
55 kg	15, collar	85 kg	25, 5, collar

86 kg	25, 5, .5, collar	122 kg	25, 20, 2 .5, 1, collar
87 kg	25, 5, 1, collar	123 kg	25, 20, 2.5, 1.5, collar
88 kg	25, 5, 1.5, collar	124 kg	25, 20, 2.5, 2, collar
89 kg	25, 5, 2, collar	125 kg	25, 25, collar
<b>90 kg</b>	<b>25, 5, 2.5, collar</b>	126 kg	25, 25, .5, collar
91 kg	25, 5, 2.5, .5, collar	127 kg	25, 25, 1, collar
92 kg	25, 5, 2.5, 1, collar	128 kg	25, 25, 1.5, collar
93 kg	25, 5, 2.5, 1.5, collar	129 kg	25, 25, 2, collar
94 kg	25, 5, 2.5, 2, collar	<b>130 kg</b>	<b>25, 25, 2.5, collar</b>
95 kg	25, 10, collar	131 kg	25, 25, 2.5, .5, collar
96 kg	25, 10, .5, collar	132 kg	25, 25, 2.5, 1, collar
97 kg	25, 10, 1, collar	133 kg	25, 25, 2.5, 1.5, collar
98 kg	25, 10, 1.5, collar	134 kg	25, 25, 2.5, 2, collar
99 kg	25, 10, 2, collar	135 kg	25, 25, 5, collar
<b>100 kg</b>	<b>25, 10, 2 .5, collar</b>	136 kg	25, 25, 5, .5, collar
101 kg	25, 10, 2.5, .5, collar	137 kg	25, 25, 5, 1, collar
102 kg	25, 10, 2.5, 1, collar	138 kg	25, 25, 5, 1.5, collar
103 kg	25, 10, 2 .5, 1.5, collar	139 kg	25, 25, 5, 2, collar
104 kg	25, 10, 2.5, 2, collar	<b>140 kg</b>	<b>25, 25, 5, 2.5, collar</b>
105 kg	25, 15, collar	141 kg	25, 25, 5, 2.5, .5, collar
106 kg	25, 15, .5, collar	142 kg	25, 25, 5, 2.5, 1, collar
107 kg	25, 15, 1, collar	143 kg	25, 25, 5, 2.5, 1.5, collar
108 kg	25, 15, 1.5, collar	144 kg	25, 25, 5, 2.5, 2, collar
109 kg	25, 15, 2, collar	145 kg	25, 25, 10, collar
<b>110 kg</b>	<b>25, 15, 2.5, collar</b>	146 kg	25, 25, 10, .5, collar
111 kg	25, 15, 2.5, .5, collar	147 kg	25, 25, 10, 1, collar
112 kg	25, 15, 2 .5, 1, collar	148 kg	25, 25, 10, 1.5, collar
113 kg	25, 15, 2 .5, 1 .5, collar	149 kg	25, 25, 10, 2, collar
114 kg	25, 15, 2 .5, 2, collar	<b>150 kg</b>	<b>25, 25, 10, 2.5, collar</b>
115 kg	25, 20, collar	151 kg	25, 25, 10, 2.5, .5, collar
116 kg	25, 20, .5, collar	152 kg	25, 25, 10, 2.5, 1, collar
117 kg	25, 20, 1, collar	153 kg	25, 25, 10, 2.5, 1.5, collar
118 kg	25, 20, 1 .5, collar	154 kg	25, 25, 10, 2.5, 2, collar
119 kg	25, 20, 2, collar	155 kg	25, 25, 15, collar
<b>120 kg</b>	<b>25, 20, 2 .5, collar</b>	156 kg	25, 25, 15, .5, collar
121 kg	25, 20, 2 .5, .5, collar	157 kg	25, 25, 15, 1, collar

► IWF TECHNICAL AND COMPETITION RULES & REGULATIONS

158 kg	25, 25, 15, 1.5, collar	194 kg	25, 25, 25, 5, 2.5, 2, collar
159 kg	25, 25, 15, 2, collar	195 kg	25, 25, 25, 10, collar
<b>160 kg</b>	<b>25, 25, 15, 2.5, collar</b>	196 kg	25, 25, 25, 10, .5, collar
161 kg	25, 25, 15, 2.5, .5, collar	197 kg	25, 25, 25, 10, 1, collar
162 kg	25, 25, 15, 2.5, 1, collar	198 kg	25, 25, 25, 10, 1.5, collar
163 kg	25, 25, 15, 2.5, 1.5, collar	199 kg	25, 25, 25, 10, 2, collar
164 kg	25, 25, 15, 2.5, 2, collar	<b>200 kg</b>	<b>25, 25, 25, 10, 2.5, collar</b>
165 kg	25, 25, 20, collar	201 kg	25, 25, 25, 10, 2.5, .5, collar
166 kg	25, 25, 20, .5, collar	202 kg	25, 25, 25, 10, 2.5, 1, collar
167 kg	25, 25, 20, 1, collar	203 kg	25, 25, 25, 10, 2.5, 1.5, collar
168 kg	25, 25, 20, 1.5, collar	204 kg	25, 25, 25, 10, 2.5, 2, collar
169 kg	25, 25, 20, 2, collar	205 kg	25, 25, 25, 15, collar
<b>170 kg</b>	<b>25, 25, 20, 2.5, collar</b>	206 kg	25, 25, 25, 15, .5, collar
171 kg	25, 25, 20, 2.5, .5, collar	207 kg	25, 25, 25, 15, 1, collar
172 kg	25, 25, 20, 2.5, 1, collar	208 kg	25, 25, 25, 15, 1.5, collar
173 kg	25, 25, 20, 2.5, 1.5, collar	209 kg	25, 25, 25, 15, 2, collar
174 kg	25, 25, 20, 2.5, 2, collar	<b>210 kg</b>	<b>25, 25, 25, 15, 2.5, collar</b>
175 kg	25, 25, 25, collar	211 kg	25, 25, 25, 15, 2.5, .5, collar
176 kg	25, 25, 25, .5, collar	212 kg	25, 25, 25, 15, 2.5, 1, collar
177 kg	25, 25, 25, 1, collar	213 kg	25, 25, 25, 15, 2.5, 1.5, collar
178 kg	25, 25, 25, 1.5, collar	214 kg	25, 25, 25, 15, 2.5, 2, collar
179 kg	25, 25, 25, 2, collar	215 kg	25, 25, 25, 20, collar
<b>180 kg</b>	<b>25, 25, 25, 2.5, collar</b>	216 kg	25, 25, 25, 20, .5, collar
181 kg	25, 25, 25, 2.5, .5, collar	217 kg	25, 25, 25, 20, 1, collar
182 kg	25, 25, 25, 2.5, 1, collar	218 kg	25, 25, 25, 20, 1.5, collar
183 kg	25, 25, 25, 2.5, 1.5, collar	219 kg	25, 25, 25, 20, 2, collar
184 kg	25, 25, 25, 2.5, 2, collar	<b>220 kg</b>	<b>25, 25, 25, 20, 2.5, collar</b>
185 kg	25, 25, 25, 5, collar	221 kg	25, 25, 25, 20, 2.5, .5, collar
186 kg	25, 25, 25, 5, .5, collar	222 kg	25, 25, 25, 20, 2.5, 1, collar
187 kg	25, 25, 25, 5, 1, collar	223 kg	25, 25, 25, 20, 2.5, 1.5, collar
188 kg	25, 25, 25, 5, 1 .5, collar	224 kg	25, 25, 25, 20, 2.5, 2, collar
189 kg	25, 25, 25, 5, 2, collar	225 kg	25, 25, 25, 25, collar
<b>190 kg</b>	<b>25, 25, 25, 5, 2.5, collar</b>	226 kg	25, 25, 25, 25, .5, collar
191 kg	25, 25, 25, 5, 2.5, .5, collar	227 kg	25, 25, 25, 25, 1, collar
192 kg	25, 25, 25, 5, 2.5, 1, collar	228 kg	25, 25, 25, 25, 1.5, collar
193 kg	25, 25, 25, 5, 2.5, 1.5, collar	229 kg	25, 25, 25, 25, 2, collar



**230 kg 25, 25, 25, 25, 2.5, collar**

231 kg 25, 25, 25, 25, 2.5, .5, collar

**232 kg 25, 25, 25, 25, 2.5, 1, collar**

233 kg 25, 25, 25, 25, 2.5, 1.5, collar

**234 kg 25, 25, 25, 25, 2.5, 2, collar**

235 kg 25, 25, 25, 25, 5, collar

**236 kg 25, 25, 25, 25, 5, .5, collar**

237 kg 25, 25, 25, 25, 5, 1, collar

**238 kg 25, 25, 25, 25, 5, 1.5, collar**

239 kg 25, 25, 25, 25, 5, 2, collar

**240 kg 25, 25, 25, 25, 5, 2.5, collar**

241 kg 25, 25, 25, 25, 5, 2.5, .5, collar

**242 kg 25, 25, 25, 25, 5, 2.5, 1, collar**

243 kg 25, 25, 25, 25, 5, 2.5, 1.5, collar

**244 kg 25, 25, 25, 25, 5, 2.5, 2, collar**

245 kg 25, 25, 25, 25, 10, collar

**246 kg 25, 25, 25, 25, 10, .5, collar**

247 kg 25, 25, 25, 25, 10, 1, collar

**248 kg 25, 25, 25, 25, 10, 1.5, collar**

249 kg 25, 25, 25, 25, 10, 2, collar

**250 kg 25, 25, 25, 25, 10, 2.5, collar**

251 kg 25, 25, 25, 25, 10, 2.5, .5, collar

**252 kg 25, 25, 25, 25, 10, 2.5, 1, collar**

253 kg 25, 25, 25, 25, 10, 2.5, 1.5, collar

**254 kg 25, 25, 25, 25, 10, 2.5, 2, collar**

255 kg 25, 25, 25, 25, 15, collar

**256 kg 25, 25, 25, 25, 15, .5, collar**

257 kg 25, 25, 25, 25, 15, 1, collar

**258 kg 25, 25, 25, 25, 15, 1.5, collar**

259 kg 25, 25, 25, 25, 15, 2, collar

**260 kg 25, 25, 25, 25, 15, 2.5, collar**

261 kg 25, 25, 25, 25, 15, 2.5, .5, collar

**262 kg 25, 25, 25, 25, 15, 2.5, 1, collar**

263 kg 25, 25, 25, 25, 15, 2.5, 1.5, collar

**264 kg 25, 25, 25, 25, 15, 2.5, 2, collar**

265 kg 25, 25, 25, 25, 20, collar

266 kg 25, 25, 25, 25, 20, .5, collar

267 kg 25, 25, 25, 25, 20, 1, collar

**268 kg 25, 25, 25, 25, 20, 1.5, collar**

269 kg 25, 25, 25, 25, 20, 2, collar

**270 kg 25, 25, 25, 25, 20, 2.5, collar**

## WOMEN'S BARBELL

21 kg	0.5, collar	55 kg	15, 2.5, collar
22 kg	1, collar	56 kg	15, 2.5, .5, collar
23 kg	1.5, collar	57 kg	15, 2.5, 1, collar
24 kg	2, collar	58 kg	15, 2.5, 1 .5, collar
25 kg	2.5, collar	59 kg	15, 2.5, 2, collar
26 kg	2.5, .5, collar	<b>60 kg</b>	<b>20, collar</b>
27 kg	2.5, 1, collar	61 kg	20, .5, collar
28 kg	2.5, 1.5, collar	62 kg	20, 1, collar
29 kg	2.5, 2, Collar	63 kg	20, 1.5, collar
<b>30 kg</b>	<b>5, collar</b>	64 kg	20, 2, collar
31 kg	5, .5, collar	65 kg	20, 2.5, collar
32 kg	5, 1, collar	66 kg	20, 2.5, .5, collar
33 kg	5, 1.5, collar	67 kg	20, 2.5, 1, collar
34 kg	5, 2, collar	68 kg	20, 2.5, 1.5, collar
35 kg	5, 2.5, collar	69 kg	20, 2.5, 2, collar
36 kg	5, 2.5, .5, collar	<b>70 kg</b>	<b>25, collar</b>
37 kg	5, 2.5, 1, collar	71 kg	25, .5, collar
38 kg	5, 2.5, 1.5, collar	72 kg	25, 1, collar
39 kg	5, 2.5, 2, collar	73 kg	25, 1.5, collar
<b>40 kg</b>	<b>10, collar</b>	74 kg	25, 2, collar
41 kg	10, .5, collar	75 kg	25, 2.5, collar
42 kg	10, 1, collar	76 kg	25, 2.5, .5, collar
43 kg	10, 1 .5, collar	77 kg	25, 2.5, 1, collar
44 kg	10, 2, collar	78 kg	25, 2.5, 1.5, collar
45 kg	10, 2.5, collar	79 kg	25, 2.5, 2, collar
46 kg	10, 2.5, .5, collar	<b>80 kg</b>	<b>25, 5, collar</b>
47 kg	10, 2.5, 1, collar	81 kg	25, 5, .5, collar
48 kg	10, 2.5, 1.5, collar	82 kg	25, 5, 1, collar
49 kg	10, 2.5, 2, collar	83 kg	25, 5, 1.5, collar
<b>50 kg</b>	<b>15, collar</b>	84 kg	25, 5, 2, collar
51 kg	15, .5, collar	85 kg	25, 5, 2.5, collar
52 kg	15, 1, collar	86 kg	25, 5, 2.5, .5, collar
53 kg	15, 1.5, collar	87 kg	25, 5, 2.5, 1, collar
54 kg	15, 2, collar	88 kg	25, 5, 2.5, 1.5, collar

89 kg	25, 5, 2.5, 2, collar
<b>90 kg</b>	<b>25, 10, collar</b>
91 kg	25, 10, .5, collar
92 kg	25, 10, 1, collar
93 kg	25, 10, 1.5, collar
94 kg	25, 10, 2, collar
95 kg	25, 10, 2 .5, collar
96 kg	25, 10, 2.5, .5, collar
97 kg	25, 10, 2.5, 1, collar
98 kg	25, 10, 2 .5, 1.5, collar
99 kg	25, 10, 2.5, 2, collar
<b>100 kg</b>	<b>25, 15, collar</b>
101 kg	25, 15, .5, collar
102 kg	25, 15, 1, collar
103 kg	25, 15, 1.5, collar
104 kg	25, 15, 2, collar
105 kg	25, 15, 2.5, collar
106 kg	25, 15, 2.5, .5, collar
107 kg	25, 15, 2 .5, 1, collar
108 kg	25, 15, 2 .5, 1 .5, collar
109 kg	25, 15, 2 .5, 2, collar
<b>110 kg</b>	<b>25, 20, collar</b>
111 kg	25, 20, .5, collar
112 kg	25, 20, 1, collar
113 kg	25, 20, 1 .5, collar
114 kg	25, 20, 2, collar
115 kg	25, 20, 2 .5, collar
116 kg	25, 20, 2 .5, .5, collar
117 kg	25, 20, 2 .5, 1, collar
118 kg	25, 20, 2.5, 1.5, collar
119 kg	25, 20, 2.5, 2, collar
<b>120 kg</b>	<b>25, 25, collar</b>
121 kg	25, 25, .5, collar
122 kg	25, 25, 1, collar
123 kg	25, 25, 1.5, collar
124 kg	25, 25, 2, collar

125 kg	25, 25, 2.5, collar
126 kg	25, 25, 2.5, .5, collar
127 kg	25, 25, 2.5, 1, collar
128 kg	25, 25, 2.5, 1.5, collar
129 kg	25, 25, 2.5, 2, collar
<b>130 kg</b>	<b>25, 25, 5, collar</b>
131 kg	25, 25, 5, .5, collar
132 kg	25, 25, 5, 1, collar
133 kg	25, 25, 5, 1.5, collar
134 kg	25, 25, 5, 2, collar
135 kg	25, 25, 5, 2.5, collar
136 kg	25, 25, 5, 2.5, .5, collar
137 kg	25, 25, 5, 2.5, 1, collar
138 kg	25, 25, 5, 2.5, 1.5, collar
139 kg	25, 25, 5, 2.5, 2, collar
<b>140 kg</b>	<b>25, 25, 10, collar</b>
141 kg	25, 25, 10, .5, collar
142 kg	25, 25, 10, 1, collar
143 kg	25, 25, 10, 1.5, collar
144 kg	25, 25, 10, 2, collar
145 kg	25, 25, 10, 2.5, collar
146 kg	25, 25, 10, 2.5, .5, collar
147 kg	25, 25, 10, 2.5, 1, collar
148 kg	25, 25, 10, 2.5, 1.5, collar
149 kg	25, 25, 10, 2.5, 2, collar
<b>150 kg</b>	<b>25, 25, 15, collar</b>
151 kg	25, 25, 15, .5, collar
152 kg	25, 25, 15, 1, collar
153 kg	25, 25, 15, 1.5, collar
154 kg	25, 25, 15, 2, collar
155 kg	25, 25, 15, 2.5, collar
156 kg	25, 25, 15, 2.5, .5, collar
157 kg	25, 25, 15, 2.5, 1, collar
158 kg	25, 25, 15, 2.5, 1.5, collar
159 kg	25, 25, 15, 2.5, 2, collar
<b>160 kg</b>	<b>25, 25, 20, collar</b>

► IWF TECHNICAL AND COMPETITION RULES & REGULATIONS

161 kg	25, 25, 20, .5, collar	197 kg	25, 25, 25, 10, 2.5, 1, collar
162 kg	25, 25, 20, 1, collar	198 kg	25, 25, 25, 10, 2.5, 1.5, collar
163 kg	25, 25, 20, 1.5, collar	199 kg	25, 25, 25, 10, 2.5, 2, collar
164 kg	25, 25, 20, 2, collar	<b>200 kg</b>	<b>25, 25, 25, 15, collar</b>
165 kg	25, 25, 20, 2.5, collar		
166 kg	25, 25, 20, 2.5, .5, collar		
167 kg	25, 25, 20, 2.5, 1, collar		
168 kg	25, 25, 20, 2.5, 1.5, collar		
169 kg	25, 25, 20, 2.5, 2, collar		
<b>170 kg</b>	<b>25, 25, 25, collar</b>		
171 kg	25, 25, 25, .5, collar		
172 kg	25, 25, 25, 1, collar		
173 kg	25, 25, 25, 1.5, collar		
174 kg	25, 25, 25, 2, collar		
175 kg	25, 25, 25, 2.5, collar		
176 kg	25, 25, 25, 2.5, .5, collar		
177 kg	25, 25, 25, 2.5, 1, collar		
178 kg	25, 25, 25, 2.5, 1.5, collar		
179 kg	25, 25, 25, 2.5, 2, collar		
<b>180 kg</b>	<b>25, 25, 25, 5, collar</b>		
181 kg	25, 25, 25, 5, .5, collar		
182 kg	25, 25, 25, 5, 1, collar		
183 kg	25, 25, 25, 5, 1.5, collar		
184 kg	25, 25, 25, 5, 2, collar		
185 kg	25, 25, 25, 5, 2.5, collar		
186 kg	25, 25, 25, 5, 2.5, .5, collar		
187 kg	25, 25, 25, 5, 2.5, 1, collar		
188 kg	25, 25, 25, 5, 2.5, 1.5, collar		
189 kg	25, 25, 25, 5, 2.5, 2, collar		
<b>190 kg</b>	<b>25, 25, 25, 10, collar</b>		
191 kg	25, 25, 25, 10, .5, collar		
192 kg	25, 25, 25, 10, 1, collar		
193 kg	25, 25, 25, 10, 1.5, collar		
194 kg	25, 25, 25, 10, 2, collar		
195 kg	25, 25, 25, 10, 2.5, collar		
196 kg	25, 25, 25, 10, 2.5, .5, collar		

# REGULATION TO 3.3.4

## SCALES

### 1 SCALES MUST:

- be electronic; with display and / or printout or both
- capacity = weigh up to 200 kg
- precision = 50 grams maximum
- minimum three (3) scales – official scale, test scale and training venue scale
- certified by local authorities within three (3) months from start of the Event
- Olympic Games, Youth Olympic Games – scales must be calibrated daily

# REGULATION TO 3.3.5

## ATHLETE BIBS / ATHLETE PASSES / WARM-UP PASSES / CHALLENGE CARDS

The host Member Federation / Organising Committee must supply a sufficient amount of Athlete Bibs and safety pins:

### 1 ATHLETE BIBS:

- minimum 100 cm<sup>2</sup>
- maximum 150 cm<sup>2</sup>
- Bib background and text may be any colour
- text size and colour must be clear, concise and legible from a distance
- start numbers range from 1 to 18, as required
- new start numbers are issued for each group
- securely fastened with four pins (one on each corner) on leg of athletes' costume
- logos (IWF, Host Member Federation, NOC, sponsors, etc.) are acceptable; relevant manufacturers identification rules and regulations apply (See TCRR 4.9)

### 2 ATHLETE PASSES:

- shall indicate gender, bodyweight category, group contested
- shall indicate "Athlete"
- shall be made of cardstock or similar product
- background and text may be any colour
- assorted and / or different colours for each group
- text size and colour must be clear, concise and legible from a distance
- affixed with a lanyard
- logos (IWF, host Member Federation, NOC, sponsors, etc.) are acceptable; relevant manufacturer's identification rules and regulations apply (see TCRR 4.9)

**3 WARM-UP PASSES:**

- shall indicate gender, bodyweight category, group contested
- shall be made of cardstock or similar product
- background and text may be any colour
- assorted and / or different colours for each group
- text size and colour must be clear, concise and legible from a distance
- affixed with a lanyard
- logos (IWF, host Member Federation, NOC, sponsors, etc.) are acceptable; relevant manufacturer's identification rules and regulations apply (See TCRR 4.9)

**4 CHALLENGE CARDS:**

- shall be made of hard paper of minimum 20x9cm size
- shall indicate "Challenge Card"
- shall indicate either the LOT number or
- shall indicate the gender, bodyweight category and group in large letters readable from a distance, colour and text shall match the Athlete Passes of the group contested
- logos (IWF, host Member Federation, NOC, sponsors, etc.) are acceptable; relevant manufacturer's identification rules and regulations apply (see TCRR 4.9)

## REGULATION TO 3.3.6.1 REFEREE LIGHT SYSTEM



- 1 There is one (1) control box for each of the three (3) Referees. Each control box is equipped with:
  - two (2) push buttons; one (1) white and one (1) red
  - one (1) warning indicator light and sound
- 2 One (1) apparatus giving a visual and audible "Down" signal is placed on a stand in front of the competition platform / stage, one hundred (100) cm either side of the Centre Referee. The apparatus must be a minimum of 50 cm in height from the competition platform / stage.
- 3 Two (2) or more sets of Referee "decision lights" equipped with three (3) red and three (3) white lights, showing the Referees' decisions to the athletes and the audience in the competition area and one (1) set in the Warm-up area.
- 4 A control panel placed on the Jury Table, equipped with three (3) red and three (3) white lights that light up instantly when the Referees press the button. The panel are also equipped with a signalling device that may be used to call any or all the Referees to the Jury Table.

## **REGULATION TO 3.3.6.12 JURY CONTROL UNIT**



- 1 This device is equipped with five (5) green lights five (5) white lights and five (5) red lights. Each Jury member has a device with a red and white button. When the Jury members press either one (1) of the buttons, the green light illuminates. The white and red Jury decision lights illuminate only when all Jury members have given their decision. The Jury Control Unit is not programmed with a three (3) second window to change a decision.

## **REGULATION TO 3.3.6.14 TIMING CLOCK**



- 1 An accurate time measuring device, either electronic or digital, must be equipped with the following characteristics:
  - a) Operate continuously up to a maximum of fifteen (15) minutes
  - b) Indicate minimum intervals of one (1) second
  - c) Provide automatic audible signals at ninety (90) seconds, at thirty (30) seconds and at zero (0)
- 2 The elapsed time must be displayed simultaneously in three (3) separate locations within the FOP:
  - one (1) element in the warm-up area
  - one (1) element facing the audience
  - one (1) element facing the competing athlete

# REGULATION TO 3.3.7

## VIDEO PLAYBACK TECHNOLOGY (VPT)

- 1 Requirements for VPT:
  - a) A minimum of four (4) cameras: one (1) in front of the stage, two (2) on both sides diagonal to the stage, and one (1) at the back at platform level
  - b) VPT uses own-produced signal, however, it must be connected to the Videoboard and Television / Broadcasting to allow in-venue spectators and TV viewers watch the replay. When the Athlete or Team requests for a Challenge, Videoboard and / or TV must indicate "Challenge"
  - c) VPT must serve multi purposes, incl. video archives for later use (e.g. Technical Official training, scientific analysis, seminars / education, etc.).
- 2 VPT and pertaining monitor to be located on Jury Table or nearby.
- 3 An Operation Team for VPT must be trained and available for quick and efficient handling of the VPT in case of a Challenge.
- 4 The procedure can be started by Jury (by stopping the competition) or Athlete / Team (by submitting a Challenge Card to the Technical Controller) before the timing clock is started for the next attempt, or the next athlete having been called appears on the stage, whichever is the last.

Upon receiving a Challenge Card, the Technical Controller shall immediately stop the competition.
- 5 Only the Jury shall control the playback process. Before the Jury proceeds to the playback process, it must check the Challenge's validity.
- 6 The Jury at its own discretion may also initiate a VPT process when the majority of the Jury's opinion is different from the Referees' decision.
- 7 There is no limit in the number of replays, however, the Jury must make their decision as quickly as possible.
- 8 To reverse the Referees' decision, unanimity is required among the Jury Members.
- 9 Challenge by Athlete or Team.
  - 9.1 Athlete / Team can only challenge the decisions of its own attempts.
  - 9.2 One (1) Challenge Card is provided for each athlete at the weigh-in.
  - 9.3 If the Athlete / Team wants to challenge the Referees' or Jury's decision a Challenge request shall be submitted to the nearest Technical Controller by using the Challenge Card.
  - 9.4 Upon receipt of a Challenge, the Technical Controller must stop the competition to forward the request to the Jury.
  - 9.5 Challenge request can be made only once per athlete. However, if the Jury approves the Challenge, the Athlete / Team retains the Challenge right.



# REGULATION TO 5.1

## IWF EVENTS

### a) QUALIFICATION EVENTS

- Request for inclusion to the IWF Calendar to be submitted minimum six (6) months prior to the Event (except IWF World Championships), but it's subject to IWF approval.
- All event and technical regulations must be sent by the Member Federation / Organizing Committee to the IWF four (4) months before the event for verification.
- If the Regulation is approved the document shall be published no later than three (3) months before the event. Only Senior and Junior events.
- Preliminary and Final Entries to be provided within 7 days after the deadlines.
- Results provided according to Results Template document within 7 days after the conclusion of the event.

### b) NON-QUALIFYING EVENTS

Organized by IWF, Continental Federations (CF), Regional Federations (RF), Member Federations (MF), Clubs (approved by its MF); unless otherwise advised by the IWF, the planning, management and organisation of such events shall comply with the statutes, as defined in the IWF Technical and Competition Rules & Regulations (TCRR) and in particular the relevant articles outlined in section 5.1, section 5.2, section 5.5, section 5.6, section 5.7 and Regulations to 5.1 and 5.2.

Application of IWF TIS for IWF Youth World Championships, selected IWF Events:

- Application of IWF Licensed Competition Management System for Youth Continental Championships;
- Application of an IWF Licensed Competition Management System for Multisport Games;
- Application of an IWF TCRR compliant Competition Management System for other events.

Details to be referred to IWF Calendar Policy.

# REGULATION TO 5.2

## WORLD CHAMPIONSHIPS



The following regulation applies to all World Championships (Youth WC, Junior WC, Senior WC) unless otherwise stated.

- 1 The IWF is the rights holder of the World Championships properties; only Member Federations have the right to bid for an Event. Member Federations are encouraged to partner with local sport, tourism, or government agencies during the bid process and hosting, if successful.
- 2 Bids to host / organise World Championships must be made in writing sixty (60) days prior to the IWF Executive Board meeting scheduled to decide on the relevant Championship allocation. The IWF Secretariat sends an Event Hosting Questionnaire upon request from the interested Member Federation or authorised representative. The completed Questionnaire is returned to the IWF Secretariat for evaluation.
- 3 The allocation of the World Championships is decided by the IWF Executive Board.
- 4 Following the allocation of the World Championships, the IWF and the host Member Federation sign a Hosting Agreement stating the main obligations and conditions for the organisation of the Championships, based on the submitted Questionnaire.
- 5 The duration of the World Championships, unless otherwise decided by the IWF Executive Board, are as follows:
  - Youth World Championships = not less than six (6) competition days
  - Junior World Championships = not less than seven (7) competition days
  - Senior World Championships = not less than eight (8) competition days except in the year of Olympics

### **6 RESPONSIBILITIES – HOST MEMBER FEDERATION / ORGANISING COMMITTEE**

The host Member Federation / Organising Committee must adhere to the following financial responsibilities and conditions:

- 6.1 Offer all participants, at a daily fixed rate in the approved currency, the following:
  - accommodation and meals
  - local transportation
  - access and participation in competition and training
  - access and participation in official meetings
  - closing banquet
  - other related technical services

Upon allocation of the Event by IWF Executive Board, a fixed daily rate is approved and with assurance that the services provided are commensurate with the prices indicated.

- 6.2 Provide transportation and training facilities for participants at least four days before the beginning of the Championships.
- 6.3 Provide free accommodation and meals, during the competitions days plus two days, for up to forty-five (45) selected Technical Officials. The number of Technical Officials is decided by and taking into consideration the number of competition days, the number and type of World Championships organised as well as other considerations and dependant on an agreement between the IWF and the host Member Federation / Organising Committee.

If the IWF Executive Board and Committee meetings are held in conjunction with the World Championships, for those selected Technical Officials who are members of the Board and / or the Committees, free accommodation is provided for the competition days plus five days. To benefit from the above, the Technical Officials or Competition Doctors must be present and available for the entirety of the Championships.

All participants must pay for any additional days.

- 6.4 Guarantee in writing that the prices of accommodation quoted six (6) months prior to the World Championships will not increase, unless authorised by the IWF.
- 6.5 Provide, free of charge, the facilities for the IWF Congress and the meetings of the Executive Board and the Committees, Commissions, Hearing, Verification of Final Entries, Technical Officials' Meeting (pre-competition and mid-competition), and Education Seminar(s). Facilities includes: meeting room(s), interpreters, audio visual equipment and technology, signage, appropriate seating, head table, coffee, refreshments, pens, paper, etc.
- 6.6 Provide, free of charge, the technical organisation and all relevant technical requirements including; sport equipment, venue and spaces with adequate furnishings, technical and operational staff, first aid/first responders, refreshments, etc.) for all groups and training for the World Championships, as required by the relevant IWF TCRR.
- 6.7 Accommodate the Technical, Medical and Coaching & Research Committees Chairpersons free of charge, for all competition days plus five days, when they are not among the appointed Technical Officials.
- 6.8 Provide, free of charge, business class return travel, accommodation and meals for all competition days plus six (6) days for the IWF President and the General Secretary. Provide economy class return travel, accommodation and meals for five (5) members of the IWF Secretariat, 4 (four) members of the IWF TIS and the appointed IWF Press Delegate.
- 6.9 Provide venues with appropriate technical and technological facilities for the IWF Secretariat to host meetings, courses and the Congress throughout the World Championships.
- 6.10 Pay full costs of travel, accommodation and meals, for the following technical visits to evaluate the host Federation / Organising Committee preparation:

## ➤ IWF TECHNICAL AND COMPETITION RULES & REGULATIONS

- Youth World Championships – two (2) technical visits
- Junior World Championships – four (4) technical visits
- Senior World Championships – six (6) technical visits

6.11 Provide commemorative medals and diplomas to all athletes and other accredited / registered delegates of the Championships.

6.12 Appoint a sufficient number of National Technical Officials to arrange, under the supervision of the Competition Director and / or the President of the Jury, the orderly progress of the competition.

6.13 Provide each athlete and other registered / accredited delegates with primary medical care in relation to any illness or injury that may occur.

6.13.1 First Responders with appropriate first response equipment must be stationed at the venue during the competition and training hours.

6.13.2 A First Response / Medical room must be provided at the venue containing basic medical equipment; such as, bandages, ice, pain medication, and any necessary facilities for the examination and initial treatment of the injured or ill athlete and other registered / accredited delegates.

6.13.3 Throughout the entire period of the World Championships, primary medical care must be available at any time to all registered / accredited delegates. The costs of any primary medical service are borne entirely by the host Federation / Organising Committee in respect only to treatment provided to athletes and other registered / accredited delegates.

The host Federation / Organising Committee is entitled to reimbursement of any cost incurred for providing such medical services, via the regulated authorities.

6.13.4 If any doubt exists as to the chronic nature of any illness or injury that occurs during a World Championship, the appropriate primary medical care must be initially provided and then, if further investigation or treatment is required, it is performed at the discretion of the host Member Federation / Organising Committee medical staff in consultation with the IWF Medical Committee Chairperson or a designated person.

6.13.5 The above procedure is recommended by the IWF Executive Board to all Continental and Regional Federations for application at their events.

6.14 Attain acceptable comprehensive health / medical / hospital insurance policies for the World Championships and provide a certified copy of indemnity to the IWF Secretariat prior to the commencement of the Championships.

6.15 Provide free of charge high-speed internet both in the venue(s) and in the hotel(s).

## **7 RESPONSIBILITIES – PARTICIPATING MEMBER FEDERATIONS:**

7.1 The participating delegations must accept the accommodation offered by the host Member Federation / Organising Committee, at the cost indicated in the Competition Regulation. The amount is coordinated with the approval of the IWF and must be commensurate with the standard of the services provided.

- 7.2 Pay the host Federation / Organising Committee an Entry Fee of two hundred US dollars (200 USD) for each member of the delegation. The 200 USD Entry Fee per delegate is divided evenly (100 USD each) between the host Federation / Organising Committee and the IWF.
- 7.3 The IWF Executive Board, VIP / Guests, IWF Secretariat, selected TOs, IWF Press Delegate and the accredited media do not pay the 200 USD Entry Fee.
- 7.4 IWF Committee members and the Member Federation Congress delegates who only attend their respective meetings (leaving at the latest on the first competition day) are also exempt from paying the 200 USD Entry Fee. If those Officers or delegates continue to stay at the Championship after the Congress these persons cannot enjoy any privileges associated with registration / accreditation; such as transportation, entry to the competition or any social events unless they pay the Entry Fee.
- 7.5 Member Federations participating in the World Championships do so at their own risk. All participating Federations must undertake full moral and financial responsibility of their registered / accredited delegates with regard to their health and wellness and in case of accidents or damages.

# REGULATION TO 6.4

## WEIGH-IN



- 1 Weigh-in is conducted in a room equipped with the following items:
  - the official scale; situated in a privately screened area
  - Start List, posted at the entrance of the weigh-in room
  - Weigh-in List
  - Athlete's Cards
  - Athlete Passes
  - Challenge Cards
  - Team Officials' Warm-up Passes
  - stationary kit / supplies
  - Athlete Bibs & safety pins
  - sufficient amount of table and chairs for the Weigh-in Secretariat
  - container to store athlete accreditations
  - Team Officials' numbered stickers (optional)
  
- 2 The Weigh-in Secretariat consists of:
  - Competition Secretary(s)
  - on-duty Referees
  - Assistant Competition Secretary(s) (optional)
  - Weigh-in Official(s) (optional)
  - Assistant Weigh-in Official(s) (optional)
  
- 3 Each athlete for all groups must be weighed in the presence of two Referees. Both of the Referees must be the same gender as the athlete.
  
- 4 Both Referees verify the athlete's bodyweight and provide it to the Competition Secretary (CS) by way of a handwritten note or electronic printout. The CS records the athlete's bodyweight on the Athlete's Card and Weigh-in List.
  
- 5 One authorised Team Official may accompany the athlete during weigh-in. If the Team Official is not of the same gender as the athlete they must stay outside the area where the official scale is situated.
  
- 6 The athlete's bodyweight must be manually recorded exactly as handwritten or as stated on the electronic print-out, if available.
  
- 7 The athletes are called one at a time into the weigh-in room, according to the progression of the athlete's lot number. Athletes not present when their name is called will be weighed at the end of the weigh-in sequence.
  
- 8 When different bodyweight categories are combined in one group, the sequence of the weigh-in shall be category-by-category, with the lower category to be weighed before the higher categories.
  
- 9 Athletes must provide proof of identity by presenting their passport (or English language identity card including Date of Birth for domestic athletes) to the CS. The CS must verify the athlete's nationality.

For the Olympic Games and Youth Olympic Games, the IOC / OCOG supplied athlete accreditation card is sufficient proof of identity. Athletes are not required to bring their passport or identity card to weigh-in.

For all other Multisport Games, the Competition Director, in conjunction with the Technical Delegate, if appointed, will determine the proof of identity requirements. Athletes and Team Officials will be duly advised by way of the Event Regulation and / or during the VFE Meeting.

- 10 Athletes may be weighed in either completely undressed or in undergarments (articles of the athlete outfit: costume, unitard, shorts and T-shirt are not considered as undergarments). Athletes must not wear shoes or socks or any other footwear during weigh-in.

The Competition Secretary and other members of the Weigh-in Secretariat are suitably screened from the actual weigh-in process.

- 11 Athletes with prosthetic limb(s) must be weighed with the prosthetic limb(s). The weight of the athlete, while wearing the prosthesis, is considered to be the athlete's bodyweight.

- 12 Athletes are entitled to wear jewellery, hair adornments and religious head gear during weigh-in. Athletes must not wear watches during weigh-in.

- 13 The weigh-in room must be presented in and provided with proper hygienic conditions. Disinfectant / antiseptic cleanser and cloths should be made available to wipe the scale, if desired / required.

- 14 An athlete who is within the weight of the bodyweight category in which he / she is officially entered is weighed only once. An athlete who is under or over their officially entered bodyweight category may return to the weigh-in room as many times as necessary in order to make the bodyweight category. The returning athlete does not have to follow the sequence of weigh-in order.

- 15 An athlete who fails to make the bodyweight within the allotted weigh-in time of their respective bodyweight category, in which he / she is officially entered, is excluded from the competition of the Event. The athlete is still entitled to receive privileges of an accredited participant; such as training, transportation, social events, etc.

- 16 During weigh-in, the Team Official or athlete must sign the Athlete's Card to confirm the athletes' registered bodyweight; and to declare the starting attempts in both the Snatch and Clean & Jerk, with reference to TCRR 6.6.5.

Any subsequent changes to the declared starting attempts are considered part of the two (2) allocated weight changes.

- 17 The Protocol is made available to all concerned parties, as soon as possible upon the completion of the weigh-in.

- 18 Once the athlete has weighed within the officially entered bodyweight category, the athlete is provided with an Athlete Pass, a Challenge Card and accompanying Team Officials are provided with Warm-up Passes. The CS collects the athlete's accreditation. Only athletes and Team Officials with Warm-up Passes are allowed access to the warm-up area.

➤ **IWF TECHNICAL AND COMPETITION RULES & REGULATIONS**

The following allocations refer to each group:

- one (1) athlete – three (3) Warm-up Passes
- two (2) athletes – four (4) Warm-up Passes
- any additional athlete (for combined categories / Events) – two (2) Warm-up Passes per athlete

- 19 After the Weigh-in, athletes and / or Team Officials are advised of their Warm-up Platform allocation. Numbered warm-up platforms are allocated by the Competition Secretary at the end of the weigh-in in accordance with the athlete start number. In case more than one athlete by nation is / are competing in the session, or the number of athletes is more than the number of warm-up platforms, the Technical Controller / Technical Delegate allocates the warm-up platforms with flexibility.
- 20 The CS monitors the secure collection of athlete accreditations and the distribution of Athlete Passes.
- 21 Upon the completion of weigh-in, the athlete is assigned an athlete start number. The athlete with the lowest lot number is assigned the start number of 1; from there, all athletes in sequence of lot number are assigned start numbers in numerical order. When more bodyweight categories are contested in one competition, in the allocation of start numbers the progression of lot numbers is considered category by category, with the lower category to be taken before the higher categories.

Example:

Start Number	Lot Number	Bodyweight	Name
1	3	54.50	AAAAA Aaaaa
2	27	54.00	BBBBB Bbbbb
3	54	55.00	CCCCC Ccccc
4	8	60.55	DDDDD Ddddd
5	19	61.00	EEEE Eeeee
6	142	60.04	FFFF Fffff

Athlete Bibs are assigned according to the athlete start number and are distributed at the latest thirty (30) minutes prior to the start of the competition.

Athlete Bibs are affixed with pins to the athletes' costume. The placement of the Bib on side of the leg or hip is determined by the venue layout and the position of the Competition Management Table.

Correspondingly numbered stickers may also be distributed to the Team Officials for ease of identification for the Chief Marshal.



# REGULATION TO 6.5

## INTRODUCTION

- 1 If an athlete is not present for the introduction of athletes, he / she will be requested to explain his / her absence to the President of the Jury, who in consultation with the Competition Director will determine appropriate warning or further action.
- 2 After the introduction of athletes, the Technical Officials are introduced in the following order:
  - Centre Referee
  - Side Referees
  - Reserve Referee
  - Chief Marshal
  - Timekeeper(s)
  - Technical Controller(s)
  - Competition Doctor(s)
  - Jury President
  - Jury Members
  - Reserve Jury Member
- 3 If a TO is not present for the TO introduction, he / she will be requested to explain his / her absence to the President of the Jury, who in consultation with the IWF President will determine appropriate warning or further action.
- 4 All TOs are introduced in front of the competition platform, except for the Jury. Upon completion of the other TOs, the Jury members are introduced from the Jury Table with the President of the Jury being introduced first and the other Jury members as noted on Protocol.
- 5 All TOs must wear their IWF jacket and remove their accreditation during introduction, unless otherwise advised by the President of the Jury.

# REGULATION TO 6.6.5

## 20 KG RULE

- 1 Rule (6.6.5) applies at all IWF Events unless otherwise stated.
- 2 Example: An athlete enters a competition with a verified Entry Total of 200 kg. The total weight of the first attempts in the Snatch and Clean & Jerk must equal or exceed 180 kg (such as, 80 kg and 100 kg; 77 kg and 103 kg or any other combination).
- 3 Procedure for Application of the 20 kg Rule:  
The Competition Secretary and Referees (Weigh-in Secretariat) are the first point of contact for the correct application of the 20 kg Rule during weigh-in.

## ➤ IWF TECHNICAL AND COMPETITION RULES & REGULATIONS

The following TOs are responsible for the supervision of Entry Totals and starting attempts following the publication of the Protocol:

- Chief Marshal and Assistant Marshals
- Technical Controller in the warm-up area
- Competition Management operators
- Competition Director
- Jury

In all cases, any athlete / Team Official who refuses to comply with the directive of the Jury or designated TO is eliminated from the competition.

Note: The responsibility to comply with the Entry Totals and all relevant TCRR rests entirely with the athletes / Team Officials.

- 4 If the starting weights do not respect the 20 kg Rule, any of the above mentioned TOs must immediately advise the athlete / Team Official concerned to make the required changes.
- 5 If an athlete's first attempt in the Snatch is lighter than required by the 20 kg Rule, the athlete / Team Official must be advised by the Chief Marshal or Technical Controller in the warm-up area that the first attempt in the Clean & Jerk must be increased in order to comply with the Rule.
- 6 If the athlete / Team Official does not make the necessary change for the first Clean & Jerk and refuses to do so, the athlete is eliminated from the competition immediately upon refusal.
- 7 If the 20 kg Rule is not respected by the athlete / Team Official and goes unnoticed by all TOs and the athlete takes attempts, whether successful or not, and the error is noticed only after the execution of the lifts, any or all such Clean and Jerk attempts not in compliance with the Rule will be rendered as "No lift".

The athlete / Team Official will be compelled to nominate a weight on the barbell in accordance with the sequence and the 20 kg Rule, as long as it is within their three (3) attempts in the Clean & Jerk. No additional attempts will be granted.

- 8 If the athlete / Team Official does not respect the 20 kg Rule and the noncompliance is noticed by the TOs at the completion of the competition, the athlete's Total will not be valid and will therefore be deleted from the Final Results by order of the Jury.

# REGULATION TO 6.6.6 CALLING ORDER & REGULATION TO 6.8 CLASSIFICATION OF ATHLETES AND TEAMS



The calling order is the progression of the competition which determines when an athlete is called to perform their attempt.

The classification of athletes determines the athletes' ranking in their specific bodyweight category.

Example: Men's 56 kg Group A and Group B

When bodyweight categories are divided into groups; the order of competing groups is in reverse alphabetical. (i.e.: Group C competes first, Group B second and Group A last)

If competitions are held on multiple platforms simultaneously, only competitions in groups of different bodyweight categories may be held at the same time.

Note: The numbers in brackets indicate the calling order.

B Group														
Lot	Start No	Name	Snatch			Result	Rank	Clean & Jerk			Result	Rank	Total	Rank
			1	2	3			1	2	3				
3	1	A	<del>100</del>	<del>100</del>	<del>99</del>	100	7	<del>120</del>	<del>120</del>	<del>120</del>	120	5	220	6
20	2	B	<del>95</del>	<del>100</del>	<del>88</del>	---	---	---	---	---	---	---	---	---
102	3	C	<del>100</del>	100	<del>110</del>	<del>105</del>	6	<del>120</del>	<del>120</del>	<del>120</del>	120	3	220	5
199	4	D	<del>90</del>	<del>110</del>	<del>77</del>	105	1	<del>115</del>	<del>120</del>	<del>115</del>	115	9	220	3
251	5	E	<del>94</del>	<del>101</del>	<del>112</del>	<del>105</del>	4	<del>110</del>	<del>110</del>	<del>111</del>	120	4	221	2
289	6	F	100	<del>100</del>	<del>113</del>	<del>105</del>	5	<del>120</del>	<del>120</del>	<del>118</del>	120	2	220	4

A Group														
Lot	Start No	Name	Snatch			Result	Rank	Clean & Jerk			Result	Rank	Total	Rank
			1	2	3			1	2	3				
1	1	G	<del>91</del>	<del>93</del>	<del>95</del>	100	11	<del>115</del>	<del>120</del>	<del>112</del>	120	8	220	10
4	2	H	<del>100</del>	<del>107</del>	<del>100</del>	100	9	<del>115</del>	<del>120</del>	<del>114</del>	125	1	225	1
133	3	I	90	<del>102</del>	<del>95</del>	95	5	<del>115</del>	<del>120</del>	<del>115</del>	115	10	220	7
198	4	J	85	<del>111</del>	<del>94</del>	94	4	<del>115</del>	<del>120</del>	<del>114</del>	105	2	---	---
204	5	K	<del>100</del>	<del>108</del>	<del>100</del>	100	10	<del>110</del>	<del>110</del>	<del>111</del>	120	7	220	9
246	6	L	100	<del>109</del>	<del>113</del>	<del>105</del>	8	<del>120</del>	<del>120</del>	<del>113</del>	125	6	220	8

# REGULATION TO 6.9

## VICTORY CEREMONY



Upon the conclusion of the competition of each category as soon as possible a Victory Ceremony is held according to the following procedure (any creative, innovative ideas are welcomed):

- 1 A podium with places for the three (3) medal winners is placed on the competition platform.
- 2 All the medal winners, the medal bearers and the officials presenting the medals march in and take their place on the stage. The medal winners line up behind the podium.
- 3 The Speaker introduces the official(s) presenting the medals. The IWF President presents the medals but may delegate this duty to another IWF official or to a person representing the host Federation or sponsor. Medals are presented for the Snatch, the Clean & Jerk and for the Total, in this order. The Jury with the CD / TD may change the order of the presentation of medals.
- 4 Starting with the bronze medal, the Speaker announces alternately the name, the country and the result of the medal winners in the Snatch. The athletes mount the podium to receive their medal when they are called.  
When all the medals have been presented, the athletes step back in their original position behind the podium (there is no flag raising or national anthem played).
- 5 The Speaker introduces the official presenting the medals if these persons are not the same as for the Snatch. Starting with the bronze medal, the Speaker announces alternately the name, the country and the result of the medal winners in the Clean and Jerk. The athletes mount the podium to receive their medal when they are called. When all the medals have been presented, the athletes step back in their original position behind the podium (there is no flag raising or national anthem played).
- 6 The Speaker introduces the officials presenting the medals if these persons are not the same as for the two lifts. Starting with the bronze medal, the Speaker announces alternately the name, the country and the result of the medal winners for the Total. The athletes mount the podium to receive their medal.
- 7 After the Total medals have been presented, while the medallists are standing on the podium, the champion's national anthem is played and the national flags of the three winners are raised.
- 8 The medal bearers, the athletes and the officials march out.
- 9 The Victory Ceremony is carried out by arrangement between IWF Protocol and the Organising Committee.
- 10 During the Victory Ceremony, medal winners cannot carry or use electronic devices onto the podium and cannot be accompanied by any other persons.
- 11 Participants of the Victory Ceremony must not use it for political, racial or religious demonstration.

## REGULATION TO 7.3

# PROMOTION OF TECHNICAL OFFICIALS



- 1 All new Technical Official cards, either Category 1 or 2 or Certificate of Duty, cost 200 USD (two hundred US dollars).
- 2 For each Olympiad, the following licence fees apply:
  - Category 1 = 200 USD (two (2) hundred US dollars)
  - Category 2 = 100 USD (one (1) hundred US dollars)
  - Certificate of Duty = 50 USD (fifty (50) US dollars)
- 3 A written request with appropriate payment of fees must be submitted to the IWF Secretariat in order to receive new and / or renewed cards and licences.
- 4 Only the IWF is authorised to issue international TO cards and licences. An IWF-issued sticker placed on the last page of the TO card is considered the licence and identifies the holder as having a valid licence.
- 5 The date of registration for a new Category 1 and 2 Technical Official is the date of his / her practical or written examination, whichever is last.
- 6 Each TO card contains space for recording all international Events worked by the holder. Either the IWF President, IWF General Secretary, President of the Jury or the Competition Director / Technical Delegate may record the entries in English.
- 7 At the discretion of the IWF Technical Committee members, Continental Technical Committee members or other authorised individuals an Examination Panel is assembled for practical examinations.

The Examination Panel must consist of three (3) Category 1 Technical Officials who may all be from the same Member Federation. Examiners must sit separate from each other to enable independent marking.
- 8 When a Referee Light System is used, up to three (3) Referees (Centre and two (2) Side Referees) may be examined simultaneously, otherwise, if a Referee Light System is not available or functioning, due to technical difficulties, only the Centre Referee may be examined.
- 9 The Examination Panel record their marks using the Protocol sheet as a score sheet.
- 10 The name of the candidate(s) and their Member Federation are entered to correspond with their position at the competition platform / stage, (i.e. the Referee at the left is number 1, the Centre Referee is number 2 and the Referee on the right is number 3). The Examination Panel sign their name, date and indicate their Member Federation.

- 11 Candidates must referee at least one hundred (100) attempts, including both completed and uncompleted attempts.
- 12 The Examiners first mark at the top of each space on the protocol is their own opinion of each lift.
- A / indicates a "Good lift" and an X indicates "No lift". Underneath the mark, and using the same signs, Examiners mark the decisions given by the three (3) Referees.
- Example: / = white light X = red light
- /  
/// = all three have given a correct decision
- X  
XXX = all three have given a correct decision
- X  
X/X = the Centre Referee has given an incorrect decision
- X  
/X X = Referee Number 1 has given an incorrect decision
- 13 When only the Centre Referee is examined and he / she gives an incorrect signal (e.g. a signal too fast or too slow) the Examiners mark this with an X, plus the letter S below to indicate the incorrect signal. The candidate can thereby commit two (2) faults during one (1) attempt. Both these faults are shown on the protocol.
- 14 The Examiners mark with an 0 every attempt which is not completed by the athletes.
- 15 If a candidate gives an incorrect decision during an uncompleted lift, the examiners mark with an X instead of an 0 and give the number of the error.
- 16 The results of each candidate are calculated from the completed attempts.
- 17 The original protocol and written exams are sent to the IWF Secretariat to register the candidates' examination results.
- 18 The IWF Secretariat transmits the results to each candidate through the candidate's Member Federation. The successful candidate(s) also receive their card and licence via their Member Federation.
- 19 For TOs who already hold a valid Category 2 licence for the given Olympiad are promoted to Category 1, the Category 1 TO licence must be purchased for 200 USD, in order to receive the new Category 1 card.
- Any requests for Technical Official promotions processed in the last year of any given Olympiad, a pro rata license fee of 50 USD is applied.
- 20 Candidates who fail either practical or written must wait at least six (6) months before taking the examinations again.

# REGULATION TO 7.5

## JURY



Decision making process for attempts with loading errors:

- 1 If the barbell is loaded to a lighter weight than the one requested by the athlete, the athlete may, if he / she wishes, either accept the attempt if it was successful and provided the barbell was loaded to a multiple of 1 kg, or refuse it. If he / she refuses the attempt, the athlete is granted an additional attempt with the weight originally requested.
- 2 If the barbell is loaded to a weight which is not a multiple of 1 kg and the lift is successful (except the case below), the athlete may accept the attempt at the next lower weight which is a multiple of 1 kg, or refuse it. If the athlete refuses the attempt, he / she is granted an additional attempt with the weight originally requested. At the 2nd or 3rd attempt, if the athlete requested 1kg more than the previous attempt(s) but the barbell is loaded only 0.5 kg more, the athlete is automatically granted an additional attempt with the weight originally requested.
- 3 If the barbell is loaded to a heavier weight than the one requested by the athlete, the athlete may accept the attempt if it was successful and provided the barbell was loaded to a multiple of 1 kg. If the attempt is not successful, the athlete is automatically granted an additional attempt with the weight originally requested.



# REGULATION TO 7.9

## CHIEF MARSHAL



- 1 The Technical Officials allocated to monitor the Athletes' Cards are called Marshals. The IWF appoints the Chief Marshal(s) and the host Member Federation / Organising Committee appoint Assistant Marshals. The Athlete's Card is used to record the weight of each athlete's declaration and attempt throughout the competition as well as any other modifications as approved by the IWF TCRR. Each respective Team Official / athlete must initial each entry.
- 2 The host Member Federation / Organising Committee shall appoint a sufficient number of National Technical Officials (NTOs) to assist, under the supervision of the IWF appointed Chief Marshal, the Competition Director and / or the President of the Jury, the orderly progress of the competition using authorised Athletes Cards.
- 3 Marshals supervise the declarations and changes of the requested weight made by the athletes / Team Officials for each attempt. The declarations / changes are immediately communicated to the Competition Management who informs the Speaker to make the appropriate announcement.
- 4 Communication between the Marshals and the Competition Management is carried out by means of an intercom or direct dial telephone system or any other approved communication method.
- 5 The Marshals' Table must be open thirty (30) minutes prior to the start of introduction of athletes.

# REGULATION TO 7.14

## ADDITIONAL SUPPORTING STAFF



### 1 LOADERS

Loaders are sport specific volunteers / staff who manage the loading and the cleaning of the barbell under the direction of the Speaker and Technical Controller.

The duties of the Loaders are as follows:

- Load the barbell in accordance with TCRR and as directed by the Speaker
- Check the bar after each attempt for blood; advise TC immediately for cleaning
- Manage or act as a privacy barrier for injured athletes; assist the Competition Doctor(s), if requested
- Clean the bar and the competition platform / stage as required and / or as directed by the Technical Controller during and after competition
- Prepare the medal podium for the Victory Ceremony at the conclusion of the competition
- Unload the barbell and return the discs to the weight racks
- Safely remove blood and other contaminants from the bar and competition platform, as required and / or as directed by the TC
- Ensure the safe disposal of contaminated materials in accordance with applicable policy
- Clean the bar with antiseptic at the conclusion of each competition

Note: Loaders must respect universal precautions by wearing gloves in the performance of their cleaning duties.

### 2 FOP LIAISON

For IWF Events with broadcast and / or sport production, a Technical Official may be appointed to liaise with FOP sport production functions; such as lighting, music, Victory Ceremony, Mixed Zone, etc. This role, when used, is referred to as the FOP Liaison and is highly recommended within the Games and major Events' environment.

# REGULATION TO 9

## CEREMONIES

### 9.1 OPENING CEREMONY

Before the beginning of World Championships, an Opening Ceremony is held according to the following procedure (any creative, innovative ideas are welcomed):

- 9.1.1 All participating national teams, or appointed team members, march in in the alphabetical order of the organising country, the host country closing the parade.
- 9.1.2 The flag-bearers of each national team form a semi-circle on the stage.
- 9.1.3 The guests of honour march in and take their position on the stage.
- 9.1.4 The guest of honour of the host Federation makes a speech.
- 9.1.5 The President of the host Federation makes a speech.
- 9.1.6 The IWF President replies to the speeches and declares the Championships open, but may delegate this duty to another person representing the host Federation.
- 9.1.7 The national flag of the host Federation and the flag of the IWF are raised while the national anthem of the host Federation is played.
- 9.1.8 The guests of honour followed by the delegations leave the stage.
- 9.1.9 An entertainment program provided by the host Federation may follow the Ceremony.

### 9.2 CLOSING CEREMONY

At the conclusion of World Championships, a Closing Ceremony is held, in accordance with the following protocol (any creative, innovative ideas are welcomed):

- 9.2.1 The delegates of the participating teams march in and take their position on the stage.
- 9.2.2 The flag bearers of the participating teams form a semi-circle.
- 9.2.3 The guests of honour march in and take their position on the stage.
- 9.2.4 The President of the host Federation makes a speech.
- 9.2.5 The IWF President replies to the speech and declares the Championships closed, but may delegate this duty to another person representing the host Federation.
- 9.2.6 The national flag of the host Federation and the IWF flag are lowered while the national anthem of the host Federation is played.

## ➤ IWF TECHNICAL AND COMPETITION RULES & REGULATIONS


- 9.2.7 The IWF flag is brought to the IWF President.
- 9.2.8 The IWF flag is presented to the organisers of the next World Championships.
- 9.2.9 The guests of honour followed by the team representatives leave the stage.
- 9.2.10 Subject to arrangements made between the Organising Committee and the IWF, the presentation of the Team Trophies may be held in conjunction with the Closing Ceremony or at a separate Closing function.

# GUIDELINES



Guidelines including detailed information are available at the Download Center on the IWF Website ([www.iwf.net](http://www.iwf.net))

# GLOSSARY



**IWF**

## ➤ IWF TECHNICAL AND COMPETITION RULES & REGULATIONS

ALS	Advanced Life Support
CD	Competition Director
cm	centimetre(s)
CS	Competition Secretary
ED	Event Delegate
FISU	International University Sports Federation
FOP	Field of Play
IOC	International Olympic Committee
ITO	International Technical Official
IWF	International Weightlifting Federation
kg	kilogram
MF	Member Federation
NOC	National Olympic Committee
NTO	National Technical Official
OCOG	Organising Committee of Olympic Games
TC	Technical Controller
TCRR	Technical and Competition Rules & Regulations
TD	Technical Delegate
Team Official	Team leader, coach, doctor, therapist, etc.
TIS	Technology and Information System
TO	Technical Official
VFE	Verification of Final Entries
YOG	Youth Olympic Games

# TCRR MODIFICATIONS AS OF 01 NOVEMBER 2018 AND 01 JANUARY 2019

1.2.1 There are **ten (10) bodyweight** categories for Junior men and Senior men. All competitions under IWF Technical and Competition Rules & Regulations (TCRR) must be held in the following categories and sequence:

- 1 55 kg
- 2 61 kg
- 3 67 kg
- 4 73 kg
- 5 81 kg
- 6 89 kg
- 7 96 kg
- 8 102 kg
- 9 109 kg
- 10 +109 kg

1.2.2 There are **ten (10) bodyweight** categories for Junior women and Senior women. All competitions under IWF TCRR must be held in the following categories and sequence:

- 1 45 kg
- 2 49 kg
- 3 55 kg
- 4 59 kg
- 5 64 kg
- 6 71 kg
- 7 76 kg
- 8 81 kg
- 9 87 kg
- 10 +87 kg

1.2.3 There are **ten (10) bodyweight** categories for Youth men. All competitions under IWF TCRR must be held in the following categories and sequence, except for the Youth Olympic Games, which are subject to special stipulations.

- 1 49 kg
- 2 55 kg
- 3 61 kg
- 4 67 kg
- 5 73 kg
- 6 81 kg
- 7 89 kg
- 8 96 kg
- 9 102 kg
- 10 +102 kg

1.2.4 There are **ten (10) bodyweight** categories for Youth women. All competitions under IWF TCRR must be held in the following categories and sequence, except for the Youth Olympic Games, which are subject to special stipulations.

➤ IWF TECHNICAL AND COMPETITION RULES & REGULATIONS

1	40 kg
2	45 kg
3	49 kg
4	55 kg
5	59 kg
6	64 kg
7	71 kg
8	76 kg
9	81 kg
10	+81 kg

1.2.5 Olympic Games bodyweight categories:  
Men:

1	61 kg
2	67 kg
3	73 kg
4	81 kg
5	96 kg
6	109 kg
7	+109 kg

Women:

1	49 kg
2	55 kg
3	59 kg
4	64 kg
5	76 kg
6	87 kg
7	+87 kg

1.2.6 Youth Olympic Games **bodyweight** categories:

**To be defined later by the IOC.**

1.2.7 At IWF Events each Member Federation may enter a team of maximum **twelve (12)** men and **twelve (12)** women, **or equalling the number of bodyweight categories on the program of the event plus two (2) in each gender, whichever is less. However, a team may participate with maximum ten (10) men and ten (10) women, or equalling the number of bodyweight categories on the program of the event, in each gender, whichever is less.** The maximum participating team must be spread amongst the bodyweight categories with a maximum of two (2) athletes per category.

**For the IWF World Championships (Senior, Junior and Youth), maximum twenty (20) men and twenty (20) women can be entered, however, a team may participate with maximum ten (10) men and ten (10) women, the Member Federation must declare the number of the athletes and the Team officials who will actually participate.**

Exceptions:

- Olympic Games
- Youth Olympic Games
- Multisport Games other than Olympics



## 2.3.2 The second part, the Jerk:

The athlete must become motionless **with the knees fully extended** before starting the Jerk. The athlete bends and dynamically extends the legs and arms simultaneously to move the barbell upward in one motion to the full extent of the arms, while either splitting or bending the legs. The athlete returns his / her feet to the same line parallel to the plane of the trunk and the barbell with his / her arms and legs fully extended. The athlete waits for the Referees' signal to replace the barbell on the competition platform.

The Referees give the signal to lower the barbell as soon as the athlete becomes motionless in all parts of the body.

Before the Jerk, the athlete may adjust the position of the barbell for the following reasons:

- a) to withdraw or "unhook" the thumbs
- b) if breathing is impeded
- c) if the barbell causes pain
- d) to change the width of the grip

The barbell adjustments noted above are not considered to be an additional attempt at the Jerk.

2.5.1.10 Releasing the barbell **from an incomplete position.**

2.5.1.11 **Touch the barbell with his / her footwear.**

3.3.5 Athlete Bibs / Athlete Passes / Warm-up Passes / **Challenge Cards** (Regulation)

3.3.5.4 **Challenge Cards are issued to Athletes / Teams to challenge Referees' / Jury's decision. One (1) Challenge Card shall be provided for each athlete.**

3.3.7 **Video Playback Technology (VPT)** (Regulation)

3.3.7.1 **VPT is technology to review the Referees' / Jury's decision if challenged or in case of disagreement within the Jury.**

3.3.7.2 **At Senior, Junior and Youth World Championships, Olympic and Youth Olympic Games it is obligatory to apply VPT.**

3.4.2.2 Maximum number of athletes allowed on the Preliminary Entry Form are **twelve (12)** men and **twelve (12)** women, **or equalling the number of bodyweight categories on the program of the event plus two (2) in each gender, whichever is less. For the IWF World Championships (Senior, Junior and Youth), maximum twenty (20) men and twenty (20) women can be entered, however, the Member Federation must declare the number of the athletes and the Team officials who will actually participate.**

3.4.2.3 A Final Entry Form includes:

- Member Federation
- athletes' names

## ➤ IWF TECHNICAL AND COMPETITION RULES & REGULATIONS

- athletes' date of birth
- athletes' bodyweight category
- Entry Total (a reference performance for the allocation into groups, with consideration to 6.6.5)
- accompanying Team Officials' names and functions (Team leader, coach, doctor, therapist, etc.)
- signature and date

Maximum number of athletes allowed on the Final Entry Form are **twelve (12)** men and **twelve (12)** women, **or equalling the number of bodyweight categories on the program plus two (2) in each gender, whichever is less**; this consists of **a maximum number of participating athletes** plus two (2) reserve athletes per gender. Reserve athletes must be noted as such on the Final Entry Form.

**For the IWF World Championships (Senior, Junior and Youth), only athlete(s) from the Preliminary Entry Form can be included into the Final Entry Form.**

3.4.3.2 Maximum **ten (10)** men and **ten (10)** women (full team per gender), **or equalling the number of bodyweight categories on the program whichever is less**, shall remain on the Verification Form, with a maximum of two (2) athletes per bodyweight category, unless **events of different age groups** are held together.

4.7.3 Only one pair of shorts may be worn under the costume **and the shorts must not be longer than the costume**. Shorts must comply with the following criteria:

- be tight fitting
- not cover the knees
- may be of any colour

5.1.1 IWF Events are international weightlifting competitions registered as "IWF Events" in the IWF Calendar **which is regulated by the IWF Calendar Policy. There are two types of IWF Events:**

- a) **Qualification Events for Olympic Games**
- b) **Non-Qualifying Events**

**There are 3 levels of Event in the Qualification Events for Olympic Games:**

- a) **Gold Level Events**
- b) **Silver Level Events**
- c) **Bronze Level Events**

## 5.2 **CONDITIONS FOR IWF WORLD CHAMPIONSHIPS (Regulation)**

### 5.2.2 **IWF Youth, Junior and Senior World Championships**

5.2.2.1 **IWF Youth World Championships** are held every year, except in the years with the Summer Youth Olympic Games.

5.2.2.2 **IWF Junior World Championships** are held every year.

5.2.2.3 **IWF (Senior) World Championships** are held every year **with ten (10) bodyweight categories**, except in years with the Summer Olympic Games. **In the year of the Summer Olympic Games, IWF (Senior) World Championships can be held with at least three (3) non-Olympic bodyweight categories per gender to be included.**

5.2.2.4 **At IWF World Championships, only those athletes whose eligibility is confirmed by the IWF may participate.**

5.2.3 **FISU World University Championships**

5.3 **CONDITIONS FOR OLYMPIC GAMES AND YOUTH OLYMPIC GAMES (YOG)**

5.3.2 **Olympic Games**

5.4 **CONDITIONS FOR MULTISPORT GAMES OTHER THAN OLYMPIC GAMES, YOUTH OLYMPIC GAMES AND UNIVERSIADE**

5.5 **CONDITIONS FOR UNIVERSIADE**

6.1.3 The Preliminary Entry Form must be returned to the host Member Federation / Organising Committee (either by fax or e-mail) with a copy to the IWF Secretariat no later than sixty (60) days before the Technical Congress / Conference.

**For the IWF World Championships (Senior, Junior and Youth), the Preliminary Entry Form must be returned to the IWF no later than ninety (90) days before the Technical Congress / Conference.**

6.1.4 The Final Entry Form must be returned to the host Member Federation / Organising Committee (either by fax or e-mail) with a copy to the IWF Secretariat no later than fourteen (14) days before the Technical Congress / Conference.

**For the IWF World Championships (Senior, Junior and Youth), only athlete(s) from the Preliminary Entry Form can be included into the Final Entry Form.**

6.2.5 Maximum **ten (10)** men and **ten (10)** women, **or equalling the number of categories on the program whichever is less**, shall remain on the Verification Form with a maximum of two (2) athletes per bodyweight category, unless **events of different age groups** are held together. All additional athlete(s) must be deleted.

6.6.12 Before the first attempt and between two attempts the Team Official / athlete must notify and sign the next attempt on the Athlete's Card; both for declaration and automatic increment. This signature enables two (2) changes.

If the Team Official / athlete fail to do so before the final call (30 seconds), the athlete will be called according to the automatic progression.

When an athlete is taking consecutive attempts (2 minutes allocated time), the Team Official / athlete must declare the next attempt within the first thirty (30) seconds after being called, even if it is the automatic increment.

Failure to do so will forfeit the two (2) changes allowed. The athlete will then have to take the automatic increment. **(See TCRR 7.10)**

6.6.13 When the Team Official / athlete asks for a change of weight and still has to take the heavier weight next, the clock is stopped while the weight is changed. After the change of weight has been completed, the clock continues to run. When the Team Official / athlete asks for a change of weight and, in doing so, follows another athlete whose time has started, the normal one (1) minute (60 seconds) applies for the next attempt. **(See TCRR 7.10)**

## ➤ IWF TECHNICAL AND COMPETITION RULES & REGULATIONS

### 7.4.2 Process for Technical Official Selection / Appointment

7.4.2.1 When requested by the IWF, Member Federations may propose Technical Officials to officiate at the IWF World Championships.

#### 7.4.2.2 Member Federations may only nominate Technical Official(s) from the respective country.

7.4.2.3 The IWF Technical Committee / Medical Committee selects from the proposed list of Technical Officials, in consultation with the IWF President and Technical / Medical Committee Chairpersons for the final appointment.

7.4.2.4 At least thirty-six (36) International Technical Officials must be appointed by the IWF subject to the competition schedule.

7.4.2.5 Member Federations who submit Technical Officials nominations are advised of the appointment or non-appointment of their Technical Officials.

7.4.2.6 If required and at its absolute discretion, the IWF reserves the right to appoint Technical Officials outside of those nominated from any Member Federation. The above appointed Technical Officials and their respective Member Federations will be duly advised.

7.5.3 At IWF Events, the Jury is composed of three (3) or five (5) members each, one of which is the President. **At Senior, Junior and Youth World Championships, Olympic and Youth Olympic Games, the Jury is composed of five (5) members each for 2 groups, one of which is the President.** Up to two (2) Reserve Jury members may also be appointed.

7.5.9 The Jury is not a Jury of appeal; there is no appeal against the Jury's decision **except for the Challenge procedure according to 3.3.7.**

The Jury has the power to reprimand and / or sanction an athlete / Team Official for displaying misconduct within the FOP. In particular, if the misconduct, either by actions or words, represents a threat to any Technical Official or IWF personnel during the performance of their duties, the President of the Jury, in conjunction with the IWF President, IWF General Secretary or IWF Competition Director will be responsible for executing any reprimand and / or sanction.

7.5.10. **When the decision of the majority of the Jury members differs from that of the Referees' decisions, the Jury may review Referees' decision and / or Jury's own decision by way of VPT.**

~~7.7.9~~ There is no appeal against the Referees' decision.

7.8.11 **Accepts, retains and returns (in case Jury approves the Challenge) Challenge Cards.**

7.11.6 The Competition Secretary allocates, monitors, advises and / or distributes, either at weigh-in or in the warm-up area thirty (30) minutes prior to start of the competition, the following sport equipment / supplies:

- warm-up platforms
- collects athletes' accreditations and distributes Athlete Passes / **Challenge Cards**

- Warm-up Passes
- Athlete Bibs & pins
- Team Officials numbered stickers (optional)

8.7 World, Continental and Regional records may only be set at IWF Events included in the IWF Calendar **except at Bronze Level Events.**

**8.11 World / Olympic Record(s) can only be broken in the bodyweight category and the age group where the athlete is entered.**

## **REGULATION TO 1.2 BODYWEIGHT CATEGORIES**

### **REGULATION TO 3.3.5 ATHLETE BIBS / ATHLETE PASSES / WARM-UP PASSES / CHALLENGE CARDS**

The host Member Federation / Organising Committee must supply a sufficient amount of Athlete Bibs and safety pins:

#### **1 ATHLETE BIBS:**

- minimum 100 cm<sup>2</sup>
- maximum 150 cm<sup>2</sup>
- Bib background and text may be any colour
- text size and colour must be clear, concise and legible from a distance
- start numbers range from 1 to 18, as required
- new start numbers are issued for each group
- securely fastened with four pins (one on each corner) on leg of athletes' costume
- logos (IWF, Host Member Federation, NOC, sponsors, etc.) are acceptable; relevant manufacturers identification rules and regulations apply (**See TCRR 4.9**)

#### **2 ATHLETE PASSES:**

- shall indicate gender, bodyweight category, group contested
- shall indicate "Athlete"
- shall be made of cardstock or similar product
- background and text may be any colour
- assorted and / or different colours for each group
- text size and colour must be clear, concise and legible from a distance
- affixed with a lanyard
- logos (IWF, host Member Federation, NOC, sponsors, etc.) are acceptable; relevant manufacturer's identification rules and regulations apply (**see TCRR 4.9**)

#### **3 WARM-UP PASSES:**

- shall indicate gender, bodyweight category, group contested
- shall be made of cardstock or similar product
- background and text may be any colour
- assorted and / or different colours for each group
- text size and colour must be clear, concise and legible from a distance
- affixed with a lanyard

## ➤ IWF TECHNICAL AND COMPETITION RULES & REGULATIONS

- logos (IWF, host Member Federation, NOC, sponsors, etc.) are acceptable; relevant manufacturer's identification rules and regulations apply (**See TCRR 4.9**)

### **4 CHALLENGE CARDS:**

- shall be made of hard paper of minimum 20x9cm size
- shall indicate "Challenge Card"
- shall indicate either the LOT number or
- shall indicate the gender, bodyweight category and group in large letters readable from a distance, colour and text shall match the Athlete Passes of the group contested
- logos (IWF, host Member Federation, NOC, sponsors, etc.) are acceptable; relevant manufacturer's identification rules and regulations apply (see TCRR 4.9)

### **REGULATION TO 3.3.7 VIDEO PLAYBACK TECHNOLOGY (VPT)**

#### **1 Requirements for VPT:**

- a) A minimum of four (4) cameras: one (1) in front of the stage, two (2) on both sides diagonal to the stage, and one (1) at the back at platform level
- b) VPT uses own-produced signal, however, it must be connected to the Videoboard and Television / Broadcasting to allow in-venue spectators and TV viewers watch the replay. When the Athlete or Team requests for a Challenge, Videoboard and / or TV must indicate "Challenge"
- c) VPT must serve multi purposes, incl. video archives for later use (e.g. Technical Official training, scientific analysis, seminars / education, etc.).

**2 VPT and pertaining monitor to be located on Jury Table or nearby.**

**3 An Operation Team for VPT must be trained and available for quick and efficient handling of the VPT in case of a Challenge.**

**4 The procedure can be started by Jury (by stopping the competition) or Athlete / Team (by submitting a Challenge Card to the Technical Controller) before the timing clock is started for the next attempt, or the next athlete having been called appears on the stage, whichever is the last.**

**Upon receiving a Challenge Card, the Technical Controller shall immediately stop the competition.**

**5 Only the Jury shall control the playback process. Before the Jury proceeds to the playback process, it must check the Challenge's validity.**

**6 The Jury at its own discretion may also initiate a VPT process when the majority of the Jury's opinion is different from the Referees' decision.**

**7 There is no limit in the number of replays, however, the Jury must make their decision as quickly as possible.**

**8 To reverse the Referees' decision, unanimity is required among the Jury Members.**

- 9 Challenge by Athlete or Team.**
- 9.1 Athlete / Team can only challenge the decisions of its own attempts.**
- 9.2 One (1) Challenge Card is provided for each athlete at the weigh-in.**
- 9.3 If the Athlete / Team wants to challenge the Referees' or Jury's decision a Challenge request shall be submitted to the nearest Technical Controller by using the Challenge Card.**
- 9.4 Upon receipt of a Challenge, the Technical Controller must stop the competition to forward the request to the Jury.**
- 9.5 Challenge request can be made only once per athlete. However, if the Jury approves the Challenge, the Athlete / Team retains the Challenge right.**

## **REGULATION TO 5.1 IWF EVENTS**

### **a) QUALIFICATION EVENTS**

- Request for inclusion to the IWF Calendar to be submitted minimum six (6) months prior to the Event (except IWF World Championships), but it's subject to IWF approval.
- All event and technical regulations must be sent by the Member Federation / Organizing Committee to the IWF four (4) months before the event for verification.
- If the Regulation is approved the document shall be published no later than three (3) months before the event. Only Senior and Junior events.
- Preliminary and Final Entries to be provided within 7 days after the deadlines.
- Results provided according to Results Template document within 7 days after the conclusion of the event.

### **b) NON-QUALIFYING EVENTS**

**Organized by IWF, Continental Federations (CF), Regional Federations (RF), Member Federations (MF), Clubs (approved by its MF); unless otherwise advised by the IWF, the planning, management and organisation of such events shall comply with the statutes, as defined in the IWF Technical and Competition Rules & Regulations (TCRR) and in particular the relevant articles outlined in section 5.1, section 5.2, section 5.5, section 5.6, section 5.7 and Regulations to 5.1 and 5.2.**

**Application of IWF TIS for IWF Youth World Championships, selected IWF Events:**

- Application of IWF Licensed Competition Management System for Youth Continental Championships;
- Application of an IWF Licensed Competition Management System for Multisport Games;
- Application of an IWF TCRR compliant Competition Management System for other events.

**Details to be referred to IWF Calendar Policy.**

## REGULATION TO 5.2 WORLD CHAMPIONSHIPS

- 5 The duration of the World Championships, unless otherwise decided by the IWF Executive Board, are as follows:
- Youth World Championships = **not less than six (6) competition days**
  - Junior World Championships = not less than seven (7) competition days
  - Senior World Championships = not less than eight (8) competition days except in the year of Olympics

## REGULATION TO 6.4 WEIGH-IN

- 1 Weigh-in is conducted in a room equipped with the following items:
- the official scale; situated in a privately screened area
  - Start List, posted at the entrance of the weigh-in room
  - Weigh-in List
  - Athlete's Cards
  - Athlete Passes
  - **Challenge Cards**
  - Team Officials' Warm-up Passes
  - stationary kit / supplies
  - Athlete Bibs & safety pins
  - sufficient amount of table and chairs for the Weigh-in Secretariat
  - container to store athlete accreditations
  - Team Officials' numbered stickers (optional)
- 18 Once the athlete has weighed within the officially entered bodyweight category, the athlete is provided with an Athlete Pass, a **Challenge Card** and accompanying Team Officials are provided with Warm-up Passes. The CS collects the athlete's accreditation. Only athletes and Team Officials with Warm-up Passes are allowed access to the warm-up area.